

| Artikelnummer | Artikelgruppe<br>Rabattgruppe | Bezeichnung   | Verkaufs-<br>preis | VPE | QR-Code   | Bild  |
|---------------|-------------------------------|---|--------------------|-----|---|---|
| 562004        | 009<br>009                    | KD823-UK Premium 3x3<br>EHRLE Kaltwasser-<br>Hochdruck-Reiniger                                   |                    |     |    | UK-Version<br> |
| 800562        | 134<br>134                    | Abdeckung Edelstahl<br>1.4301<br>Schwimmerkasten<br>KD623, KD823, KD940<br>Premium                |                    |     |    |                |
| 330010        | 132<br>132                    | Abschaltpistole<br>Standard 280bar 30l/min<br>150°C mit<br>Schnellkupplungssystem<br>rot, M22x1,5 |                    |     |    |                |
| 461023        | 151<br>151                    | Anschluss-KIT Bolt-On<br>Unloader<br>für HD-Pumpe E1B,<br>E2B, E3B                                |                    |     |   |               |
| 598900        | 189<br>189                    | Aufkleber EHRLE-Logo<br>137x35mm<br>KD3x3   |                    |     |  |              |
| 303790        | 189<br>189                    | Aufkleber Lärm 83 dB<br>Größe: 42x47mm  |                    |     |  |              |
| 591102        | 189<br>189                    | Aufkleber Typenschild<br>KD823 Premium<br>Royalplast FTC-Ultra,<br>bedruckt rot, 70mm rund        |                    |     |  |              |
| 205015        | 189<br>189                    | Aufkleber Typenschild<br>Pumpe E1B1612 SSR<br>Royalplast FTC-Ultra,<br>bedruckt rot,<br>64x20,5mm |                    |     |  |              |
| 590500        | 189<br>189                    | Aufkleber Warnhinweise<br>gelb<br>103x62mm rot-schwarz<br>bedruckt                                |                    |     |  |              |

| Artikelnummer | Artikelgruppe<br>Rabattgruppe | Bezeichnung  | Verkaufs-<br>preis | VPE | QR-Code   | Bild  |        |     |  |  |  |   |   |     |  |  |        |     |  |  |  |   |   |     |  |  |        |     |  |  |  |   |   |     |  |  |        |     |  |  |  |   |   |     |  |  |        |     |  |  |  |   |   |     |  |  |        |     |  |  |  |   |   |     |  |  |        |     |  |  |  |   |   |     |  |  |        |     |   |  |  |   |   |
|---------------|-------------------------------|--|--------------------|-----|---|---|--------|-----|--|--|--|---|---|-----|--|--|--------|-----|--|--|--|---|---|-----|--|--|--------|-----|--|--|--|---|---|-----|--|--|--------|-----|--|--|--|---|---|-----|--|--|--------|-----|--|--|--|---|---|-----|--|--|--------|-----|--|--|--|---|---|-----|--|--|--------|-----|--|--|--|---|---|-----|--|--|--------|-----|---|--|--|---|---|
| 461024        | 151                           | Bolt-On Unloader VRF2-<br>P 30l/min  |                    |     |                        |                        |        |     |  |  |  |   |   |     |  |  |        |     |  |  |  |   |   |     |  |  |        |     |  |  |  |   |   |     |  |  |        |     |  |  |  |   |   |     |  |  |        |     |  |  |  |   |   |     |  |  |        |     |  |  |  |   |   |     |  |  |        |     |  |  |  |   |   |     |  |  |        |     |   |  |  |   |   |
|               | 151                           | TST-25 bar M22x1,5AG   |                    |     |   |   | 2056   | 134 | Chemieansaugfilter   |  |  |                        |                        | 134 |  |  | 205601 | 134 | Chemieansaugungstülle<br>für KD4x4, KD3x3                                  |  |  |                        |                        | 134 |  |  | 205602 | 014 | Chemieregelventil<br>Grundkörper 1/4"<br>mit 2x Schlauchtüllen<br>1/4"-7mm |  |  |                       |                       | 014 |  |  | 3545   | 134 | Dichtring Kupfer<br>10x15x2,0mm<br>Form A, gl. massiv    |  |  |                      |                      | 134 |  |  | 5397   | 184 | Dichtung 3/4" 24,0x17x2<br>mm<br>Klingersil C-4400       |  |  |  |  | 184 |  |  | 5397   | 184 | Dichtung 3/4" 24,0x17x2<br>mm<br>Klingersil C-4400       |  |  |  |  | 184 |  |  | 299001 | 120 | Drehknopf<br>Chemieregelventil<br>ABS Terloran GP35 blau |  |  |  |  | 120 |  |  | 299002 | 120 | Drehknopf<br>Elektroschalter<br>ABS Terloran GP35 rot |  |  |  |  |
| 2056          | 134                           | Chemieansaugfilter   |                    |     |                        |                        |        |     |  |  |  |   |   |     |  |  |        |     |  |  |  |   |   |     |  |  |        |     |  |  |  |   |   |     |  |  |        |     |  |  |  |   |   |     |  |  |        |     |  |  |  |   |   |     |  |  |        |     |  |  |  |   |   |     |  |  |        |     |  |  |  |   |   |     |  |  |        |     |   |  |  |   |   |
|               | 134                           |  |                    |     |   |   | 205601 | 134 | Chemieansaugungstülle<br>für KD4x4, KD3x3                                  |  |  |                        |                        | 134 |  |  | 205602 | 014 | Chemieregelventil<br>Grundkörper 1/4"<br>mit 2x Schlauchtüllen<br>1/4"-7mm |  |  |                       |                       | 014 |  |  | 3545   | 134 | Dichtring Kupfer<br>10x15x2,0mm<br>Form A, gl. massiv                      |  |  |                      |                      | 134 |  |  | 5397   | 184 | Dichtung 3/4" 24,0x17x2<br>mm<br>Klingersil C-4400       |  |  |  |  | 184 |  |  | 5397   | 184 | Dichtung 3/4" 24,0x17x2<br>mm<br>Klingersil C-4400       |  |  |  |  | 184 |  |  | 299001 | 120 | Drehknopf<br>Chemieregelventil<br>ABS Terloran GP35 blau |  |  |                      |                      | 120 |  |  | 299002 | 120 | Drehknopf<br>Elektroschalter<br>ABS Terloran GP35 rot    |  |  |  |  | 120 |  |  |        |     |   |  |  |   |   |
| 205601        | 134                           | Chemieansaugungstülle<br>für KD4x4, KD3x3                                  |                    |     |                        |                        |        |     |  |  |  |   |   |     |  |  |        |     |  |  |  |   |   |     |  |  |        |     |  |  |  |   |   |     |  |  |        |     |  |  |  |   |   |     |  |  |        |     |  |  |  |   |   |     |  |  |        |     |  |  |  |   |   |     |  |  |        |     |  |  |  |   |   |     |  |  |        |     |   |  |  |   |   |
|               | 134                           |  |                    |     |   |   | 205602 | 014 | Chemieregelventil<br>Grundkörper 1/4"<br>mit 2x Schlauchtüllen<br>1/4"-7mm |  |  |                       |                       | 014 |  |  | 3545   | 134 | Dichtring Kupfer<br>10x15x2,0mm<br>Form A, gl. massiv                      |  |  |                      |                      | 134 |  |  | 5397   | 184 | Dichtung 3/4" 24,0x17x2<br>mm<br>Klingersil C-4400                         |  |  |  |  | 184 |  |  | 5397   | 184 | Dichtung 3/4" 24,0x17x2<br>mm<br>Klingersil C-4400       |  |  |  |  | 184 |  |  | 299001 | 120 | Drehknopf<br>Chemieregelventil<br>ABS Terloran GP35 blau |  |  |                      |                      | 120 |  |  | 299002 | 120 | Drehknopf<br>Elektroschalter<br>ABS Terloran GP35 rot    |  |  |                      |                      | 120 |  |  |        |     |  |  |  |   |   |     |  |  |        |     |   |  |  |   |   |
| 205602        | 014                           | Chemieregelventil<br>Grundkörper 1/4"<br>mit 2x Schlauchtüllen<br>1/4"-7mm |                    |     |                       |                       |        |     |  |  |  |   |   |     |  |  |        |     |  |  |  |   |   |     |  |  |        |     |  |  |  |   |   |     |  |  |        |     |  |  |  |   |   |     |  |  |        |     |  |  |  |   |   |     |  |  |        |     |  |  |  |   |   |     |  |  |        |     |  |  |  |   |   |     |  |  |        |     |   |  |  |   |   |
|               | 014                           |  |                    |     |   |   | 3545   | 134 | Dichtring Kupfer<br>10x15x2,0mm<br>Form A, gl. massiv                      |  |  |                      |                      | 134 |  |  | 5397   | 184 | Dichtung 3/4" 24,0x17x2<br>mm<br>Klingersil C-4400                         |  |  |  |  | 184 |  |  | 5397   | 184 | Dichtung 3/4" 24,0x17x2<br>mm<br>Klingersil C-4400                         |  |  |  |  | 184 |  |  | 299001 | 120 | Drehknopf<br>Chemieregelventil<br>ABS Terloran GP35 blau |  |  |                      |                      | 120 |  |  | 299002 | 120 | Drehknopf<br>Elektroschalter<br>ABS Terloran GP35 rot    |  |  |                      |                      | 120 |  |  |        |     |  |  |  |   |   |     |  |  |        |     |  |  |  |   |   |     |  |  |        |     |   |  |  |   |   |
| 3545          | 134                           | Dichtring Kupfer<br>10x15x2,0mm<br>Form A, gl. massiv                      |                    |     |                      |                      |        |     |  |  |  |   |   |     |  |  |        |     |  |  |  |   |   |     |  |  |        |     |  |  |  |   |   |     |  |  |        |     |  |  |  |   |   |     |  |  |        |     |  |  |  |   |   |     |  |  |        |     |  |  |  |   |   |     |  |  |        |     |  |  |  |   |   |     |  |  |        |     |   |  |  |   |   |
|               | 134                           |  |                    |     |   |   | 5397   | 184 | Dichtung 3/4" 24,0x17x2<br>mm<br>Klingersil C-4400                         |  |  |  |  | 184 |  |  | 5397   | 184 | Dichtung 3/4" 24,0x17x2<br>mm<br>Klingersil C-4400                         |  |  |  |  | 184 |  |  | 299001 | 120 | Drehknopf<br>Chemieregelventil<br>ABS Terloran GP35 blau                   |  |  |                      |                      | 120 |  |  | 299002 | 120 | Drehknopf<br>Elektroschalter<br>ABS Terloran GP35 rot    |  |  |                      |                      | 120 |  |  |        |     |  |  |  |   |   |     |  |  |        |     |  |  |  |   |   |     |  |  |        |     |  |  |  |   |   |     |  |  |        |     |   |  |  |   |   |
| 5397          | 184                           | Dichtung 3/4" 24,0x17x2<br>mm<br>Klingersil C-4400                         |                    |     |  |  |        |     |  |  |  |   |   |     |  |  |        |     |  |  |  |   |   |     |  |  |        |     |  |  |  |   |   |     |  |  |        |     |  |  |  |   |   |     |  |  |        |     |  |  |  |   |   |     |  |  |        |     |  |  |  |   |   |     |  |  |        |     |  |  |  |   |   |     |  |  |        |     |   |  |  |   |   |
|               | 184                           |  |                    |     |   |   | 5397   | 184 | Dichtung 3/4" 24,0x17x2<br>mm<br>Klingersil C-4400                         |  |  |  |  | 184 |  |  | 299001 | 120 | Drehknopf<br>Chemieregelventil<br>ABS Terloran GP35 blau                   |  |  |                      |                      | 120 |  |  | 299002 | 120 | Drehknopf<br>Elektroschalter<br>ABS Terloran GP35 rot                      |  |  |                      |                      | 120 |  |  |        |     |  |  |  |   |   |     |  |  |        |     |  |  |  |   |   |     |  |  |        |     |  |  |  |   |   |     |  |  |        |     |  |  |  |   |   |     |  |  |        |     |   |  |  |   |   |
| 5397          | 184                           | Dichtung 3/4" 24,0x17x2<br>mm<br>Klingersil C-4400                         |                    |     |  |  |        |     |  |  |  |   |   |     |  |  |        |     |  |  |  |   |   |     |  |  |        |     |  |  |  |   |   |     |  |  |        |     |  |  |  |   |   |     |  |  |        |     |  |  |  |   |   |     |  |  |        |     |  |  |  |   |   |     |  |  |        |     |  |  |  |   |   |     |  |  |        |     |   |  |  |   |   |
|               | 184                           |  |                    |     |   |   | 299001 | 120 | Drehknopf<br>Chemieregelventil<br>ABS Terloran GP35 blau                   |  |  |                      |                      | 120 |  |  | 299002 | 120 | Drehknopf<br>Elektroschalter<br>ABS Terloran GP35 rot                      |  |  |                      |                      | 120 |  |  |        |     |  |  |  |   |   |     |  |  |        |     |  |  |  |   |   |     |  |  |        |     |  |  |  |   |   |     |  |  |        |     |  |  |  |   |   |     |  |  |        |     |  |  |  |   |   |     |  |  |        |     |   |  |  |   |   |
| 299001        | 120                           | Drehknopf<br>Chemieregelventil<br>ABS Terloran GP35 blau                   |                    |     |                      |                      |        |     |  |  |  |   |   |     |  |  |        |     |  |  |  |   |   |     |  |  |        |     |  |  |  |   |   |     |  |  |        |     |  |  |  |   |   |     |  |  |        |     |  |  |  |   |   |     |  |  |        |     |  |  |  |   |   |     |  |  |        |     |  |  |  |   |   |     |  |  |        |     |   |  |  |   |   |
|               | 120                           |  |                    |     |   |   | 299002 | 120 | Drehknopf<br>Elektroschalter<br>ABS Terloran GP35 rot                      |  |  |                      |                      | 120 |  |  |        |     |  |  |  |   |   |     |  |  |        |     |  |  |  |   |   |     |  |  |        |     |  |  |  |   |   |     |  |  |        |     |  |  |  |   |   |     |  |  |        |     |  |  |  |   |   |     |  |  |        |     |  |  |  |   |   |     |  |  |        |     |   |  |  |   |   |
| 299002        | 120                           | Drehknopf<br>Elektroschalter<br>ABS Terloran GP35 rot                      |                    |     |                      |                      |        |     |  |  |  |   |   |     |  |  |        |     |  |  |  |   |   |     |  |  |        |     |  |  |  |   |   |     |  |  |        |     |  |  |  |   |   |     |  |  |        |     |  |  |  |   |   |     |  |  |        |     |  |  |  |   |   |     |  |  |        |     |  |  |  |   |   |     |  |  |        |     |   |  |  |   |   |
|               | 120                           |  |                    |     |   |   |        |     |  |  |  |   |   |     |  |  |        |     |  |  |  |   |   |     |  |  |        |     |  |  |  |   |   |     |  |  |        |     |  |  |  |   |   |     |  |  |        |     |  |  |  |   |   |     |  |  |        |     |  |  |  |   |   |     |  |  |        |     |  |  |  |   |   |     |  |  |        |     |   |  |  |   |   |




| Artikelnummer | Artikelgruppe<br>Rabattgruppe | Bezeichnung   | Verkaufs-<br>preis | VPE  | QR-Code   | Bild  |
|---------------|-------------------------------|---|--------------------|------|---|---|
| 206403        | 120<br>120                    | Düsensclip 05<br>POM hellblau   |                    |      |    |    |
| 348608        | 407<br>407                    | Elektro-Motor AC240V<br>50Hz 2,2kW BG100<br>1500rpm<br>B3/B14 Hohlwelle<br>Ø24mm    |                    |      |    |    |
| 27881         | 410<br>410                    | Fächerscheibe Form J<br>DIN 6798<br>Ø1=28mm Ø2=44mm<br>Edelstahl                    |                    |      |    |    |
| 800559        | 134<br>134                    | Fahrgestell KD3x3<br>DC01 pulverbeschichtet<br>KD623, KD823, KD940                  |                    | STCK |   |   |
| 2629          | 405<br>405                    | Fitting-Gegenmutter<br>Messing SKT SW36<br>3/4" 6mm                                 |                    |      |  |  |
| 2338          | 405<br>405                    | Fitting-Schlauchtülle<br>Messing SKT<br>1/2" AG 13mm                                |                    |      |  |  |
| 532802        | 404<br>404                    | Flachbundnippel gerade<br>Messing-vernickelt<br>DN13<br>für Überwurfmutter<br>R3/4" |                    |      |  |  |
| 601167        | 012<br>012                    | Geräte-Chassis<br>rotationsgeformt<br>Premium KD3x3<br>DAP Compound grau<br>RAL7016 |                    |      |  |  |
| 601268        | 120<br>120                    | Gerätehaube KD3x3<br>ABS natur Hochglanz rot<br>RAL3020                             |                    |      |  |  |

| Artikelnummer | Artikelgruppe<br>Rabattgruppe | Bezeichnung  | Verkaufs-<br>preis | VPE | QR-Code   | Bild  |        |     |  |  |  |   |   |     |   |  |  |        |     |  |  |  |   |   |     |   |  |  |        |     |  |  |  |   |   |     |   |  |  |        |     |  |  |  |   |   |     |   |  |  |        |     |  |  |  |   |   |     |   |  |  |        |     |  |  |  |   |   |     |   |  |  |        |     |  |  |  |   |   |     |   |  |  |        |     |               |  |  |   |   |     |
|---------------|-------------------------------|--|--------------------|-----|---|---|--------|-----|--|--|--|---|---|-----|---|--|--|--------|-----|--|--|--|---|---|-----|---|--|--|--------|-----|--|--|--|---|---|-----|---|--|--|--------|-----|--|--|--|---|---|-----|---|--|--|--------|-----|--|--|--|---|---|-----|---|--|--|--------|-----|--|--|--|---|---|-----|---|--|--|--------|-----|--|--|--|---|---|-----|---|--|--|--------|-----|---------------|--|--|---|---|-----|
| 2688          | 403                           | Gummi-Schlauch<br>schwarz 13x21mm<br>R1/2"             |                    |     |    |    |        |     |  |  |  |   |   |     |   |  |  |        |     |  |  |  |   |   |     |   |  |  |        |     |  |  |  |   |   |     |   |  |  |        |     |  |  |  |   |   |     |   |  |  |        |     |  |  |  |   |   |     |   |  |  |        |     |  |  |  |   |   |     |   |  |  |        |     |  |  |  |   |   |     |   |  |  |        |     |               |  |  |   |   |     |
|               | 403                           | 30bar -30°C/+100°C                                     |                    |     |   |   | 384552 | 410 | Halbrundkopfschraube<br>mit Innensechskant und<br>Bund |  |  |    |    | 410 | DIN-EN-ISO 7380-2<br>M6x10 Edelstahl                |  |  | 601149 | 120 | HD-Schlauchclip<br>Schlauchtrommel                     |  |  |    |    | 120 | PA6 rot   |  |  | 361421 | 406 | Hochdruckpumpe IP<br>E1B1612 SSR Ø18                   |  |  |   |   | 406 | 12l/min 160bar 1450rpm                              |  |  | 200002 | 402 | Hochdruckschlauch<br>Gummi-Stahl-Gewebe<br>rot DN08    |  |  |  |  | 402 | 315bar 150°C bs HV<br>M22x1,5 es Knickschutz<br>15m |  |  | 296501 | 402 | Hochdruckschlauch<br>Gummi-Stahl-Gewebe<br>rot DN08    |  |  |  |  | 402 | 315bar 150°C bs HV<br>M22x1,5/es90° 710mm   |  |  | 591724 | 410 | JD-79 Spanplatten<br>Schraube Senkkopf-Z               |  |  |  |  | 410 | M4,5x25 Stahl verzinkt                      |  |  | 598200 | 107 | Kabel Anschluss 5m<br>H07RN-F 3G1.5 230V<br>schwarz GB |  |  |  |  | 107 | KD3x3                                       |  |  | 261000 | 120 | Kabelclip rot |  |  |  |  | 120 |
| 384552        | 410                           | Halbrundkopfschraube<br>mit Innensechskant und<br>Bund |                    |     |    |    |        |     |  |  |  |   |   |     |   |  |  |        |     |  |  |  |   |   |     |   |  |  |        |     |  |  |  |   |   |     |   |  |  |        |     |  |  |  |   |   |     |   |  |  |        |     |  |  |  |   |   |     |   |  |  |        |     |  |  |  |   |   |     |   |  |  |        |     |  |  |  |   |   |     |   |  |  |        |     |               |  |  |   |   |     |
|               | 410                           | DIN-EN-ISO 7380-2<br>M6x10 Edelstahl                   |                    |     |   |   | 601149 | 120 | HD-Schlauchclip<br>Schlauchtrommel                     |  |  |    |    | 120 | PA6 rot   |  |  | 361421 | 406 | Hochdruckpumpe IP<br>E1B1612 SSR Ø18                   |  |  |   |   | 406 | 12l/min 160bar 1450rpm                              |  |  | 200002 | 402 | Hochdruckschlauch<br>Gummi-Stahl-Gewebe<br>rot DN08    |  |  |  |  | 402 | 315bar 150°C bs HV<br>M22x1,5 es Knickschutz<br>15m |  |  | 296501 | 402 | Hochdruckschlauch<br>Gummi-Stahl-Gewebe<br>rot DN08    |  |  |  |  | 402 | 315bar 150°C bs HV<br>M22x1,5/es90° 710mm           |  |  | 591724 | 410 | JD-79 Spanplatten<br>Schraube Senkkopf-Z               |  |  |  |  | 410 | M4,5x25 Stahl verzinkt                      |  |  | 598200 | 107 | Kabel Anschluss 5m<br>H07RN-F 3G1.5 230V<br>schwarz GB |  |  |  |  | 107 | KD3x3                                       |  |  | 261000 | 120 | Kabelclip rot  |  |  |  |  | 120 | für Anschlusskabel<br>H07RN-F 3x1,5 , 4x1,5 |  |  |        |     |               |  |  |   |   |     |
| 601149        | 120                           | HD-Schlauchclip<br>Schlauchtrommel                     |                    |     |    |    |        |     |  |  |  |   |   |     |   |  |  |        |     |  |  |  |   |   |     |   |  |  |        |     |  |  |  |   |   |     |   |  |  |        |     |  |  |  |   |   |     |   |  |  |        |     |  |  |  |   |   |     |   |  |  |        |     |  |  |  |   |   |     |   |  |  |        |     |  |  |  |   |   |     |   |  |  |        |     |               |  |  |   |   |     |
|               | 120                           | PA6 rot  |                    |     |   |   | 361421 | 406 | Hochdruckpumpe IP<br>E1B1612 SSR Ø18                   |  |  |   |   | 406 | 12l/min 160bar 1450rpm                              |  |  | 200002 | 402 | Hochdruckschlauch<br>Gummi-Stahl-Gewebe<br>rot DN08    |  |  |  |  | 402 | 315bar 150°C bs HV<br>M22x1,5 es Knickschutz<br>15m |  |  | 296501 | 402 | Hochdruckschlauch<br>Gummi-Stahl-Gewebe<br>rot DN08    |  |  |  |  | 402 | 315bar 150°C bs HV<br>M22x1,5/es90° 710mm           |  |  | 591724 | 410 | JD-79 Spanplatten<br>Schraube Senkkopf-Z               |  |  |  |  | 410 | M4,5x25 Stahl verzinkt                              |  |  | 598200 | 107 | Kabel Anschluss 5m<br>H07RN-F 3G1.5 230V<br>schwarz GB |  |  |  |  | 107 | KD3x3                                       |  |  | 261000 | 120 | Kabelclip rot  |  |  |  |  | 120 | für Anschlusskabel<br>H07RN-F 3x1,5 , 4x1,5 |  |  |        |     |  |  |  |   |   |     |   |  |  |        |     |               |  |  |   |   |     |
| 361421        | 406                           | Hochdruckpumpe IP<br>E1B1612 SSR Ø18                   |                    |     |   |   |        |     |  |  |  |   |   |     |   |  |  |        |     |  |  |  |   |   |     |   |  |  |        |     |  |  |  |   |   |     |   |  |  |        |     |  |  |  |   |   |     |   |  |  |        |     |  |  |  |   |   |     |   |  |  |        |     |  |  |  |   |   |     |   |  |  |        |     |  |  |  |   |   |     |   |  |  |        |     |               |  |  |   |   |     |
|               | 406                           | 12l/min 160bar 1450rpm                                 |                    |     |   |   | 200002 | 402 | Hochdruckschlauch<br>Gummi-Stahl-Gewebe<br>rot DN08    |  |  |  |  | 402 | 315bar 150°C bs HV<br>M22x1,5 es Knickschutz<br>15m |  |  | 296501 | 402 | Hochdruckschlauch<br>Gummi-Stahl-Gewebe<br>rot DN08    |  |  |  |  | 402 | 315bar 150°C bs HV<br>M22x1,5/es90° 710mm           |  |  | 591724 | 410 | JD-79 Spanplatten<br>Schraube Senkkopf-Z               |  |  |  |  | 410 | M4,5x25 Stahl verzinkt                              |  |  | 598200 | 107 | Kabel Anschluss 5m<br>H07RN-F 3G1.5 230V<br>schwarz GB |  |  |  |  | 107 | KD3x3   |  |  | 261000 | 120 | Kabelclip rot  |  |  |  |  | 120 | für Anschlusskabel<br>H07RN-F 3x1,5 , 4x1,5 |  |  |        |     |  |  |  |   |   |     |   |  |  |        |     |  |  |  |   |   |     |   |  |  |        |     |               |  |  |   |   |     |
| 200002        | 402                           | Hochdruckschlauch<br>Gummi-Stahl-Gewebe<br>rot DN08    |                    |     |  |  |        |     |  |  |  |   |   |     |   |  |  |        |     |  |  |  |   |   |     |   |  |  |        |     |  |  |  |   |   |     |   |  |  |        |     |  |  |  |   |   |     |   |  |  |        |     |  |  |  |   |   |     |   |  |  |        |     |  |  |  |   |   |     |   |  |  |        |     |  |  |  |   |   |     |   |  |  |        |     |               |  |  |   |   |     |
|               | 402                           | 315bar 150°C bs HV<br>M22x1,5 es Knickschutz<br>15m    |                    |     |   |   | 296501 | 402 | Hochdruckschlauch<br>Gummi-Stahl-Gewebe<br>rot DN08    |  |  |  |  | 402 | 315bar 150°C bs HV<br>M22x1,5/es90° 710mm           |  |  | 591724 | 410 | JD-79 Spanplatten<br>Schraube Senkkopf-Z               |  |  |  |  | 410 | M4,5x25 Stahl verzinkt                              |  |  | 598200 | 107 | Kabel Anschluss 5m<br>H07RN-F 3G1.5 230V<br>schwarz GB |  |  |  |  | 107 | KD3x3   |  |  | 261000 | 120 | Kabelclip rot  |  |  |  |  | 120 | für Anschlusskabel<br>H07RN-F 3x1,5 , 4x1,5         |  |  |        |     |  |  |  |   |   |     |   |  |  |        |     |  |  |  |   |   |     |   |  |  |        |     |  |  |  |   |   |     |   |  |  |        |     |               |  |  |   |   |     |
| 296501        | 402                           | Hochdruckschlauch<br>Gummi-Stahl-Gewebe<br>rot DN08    |                    |     |  |  |        |     |  |  |  |   |   |     |   |  |  |        |     |  |  |  |   |   |     |   |  |  |        |     |  |  |  |   |   |     |   |  |  |        |     |  |  |  |   |   |     |   |  |  |        |     |  |  |  |   |   |     |   |  |  |        |     |  |  |  |   |   |     |   |  |  |        |     |  |  |  |   |   |     |   |  |  |        |     |               |  |  |   |   |     |
|               | 402                           | 315bar 150°C bs HV<br>M22x1,5/es90° 710mm              |                    |     |   |   | 591724 | 410 | JD-79 Spanplatten<br>Schraube Senkkopf-Z               |  |  |  |  | 410 | M4,5x25 Stahl verzinkt                              |  |  | 598200 | 107 | Kabel Anschluss 5m<br>H07RN-F 3G1.5 230V<br>schwarz GB |  |  |  |  | 107 | KD3x3   |  |  | 261000 | 120 | Kabelclip rot  |  |  |  |  | 120 | für Anschlusskabel<br>H07RN-F 3x1,5 , 4x1,5         |  |  |        |     |  |  |  |   |   |     |   |  |  |        |     |  |  |  |   |   |     |   |  |  |        |     |  |  |  |   |   |     |   |  |  |        |     |  |  |  |   |   |     |   |  |  |        |     |               |  |  |   |   |     |
| 591724        | 410                           | JD-79 Spanplatten<br>Schraube Senkkopf-Z               |                    |     |  |  |        |     |  |  |  |   |   |     |   |  |  |        |     |  |  |  |   |   |     |   |  |  |        |     |  |  |  |   |   |     |   |  |  |        |     |  |  |  |   |   |     |   |  |  |        |     |  |  |  |   |   |     |   |  |  |        |     |  |  |  |   |   |     |   |  |  |        |     |  |  |  |   |   |     |   |  |  |        |     |               |  |  |   |   |     |
|               | 410                           | M4,5x25 Stahl verzinkt                                 |                    |     |   |   | 598200 | 107 | Kabel Anschluss 5m<br>H07RN-F 3G1.5 230V<br>schwarz GB |  |  |  |  | 107 | KD3x3   |  |  | 261000 | 120 | Kabelclip rot  |  |  |  |  | 120 | für Anschlusskabel<br>H07RN-F 3x1,5 , 4x1,5         |  |  |        |     |  |  |  |   |   |     |   |  |  |        |     |  |  |  |   |   |     |   |  |  |        |     |  |  |  |   |   |     |   |  |  |        |     |  |  |  |   |   |     |   |  |  |        |     |  |  |  |   |   |     |   |  |  |        |     |               |  |  |   |   |     |
| 598200        | 107                           | Kabel Anschluss 5m<br>H07RN-F 3G1.5 230V<br>schwarz GB |                    |     |  |  |        |     |  |  |  |   |   |     |   |  |  |        |     |  |  |  |   |   |     |   |  |  |        |     |  |  |  |   |   |     |   |  |  |        |     |  |  |  |   |   |     |   |  |  |        |     |  |  |  |   |   |     |   |  |  |        |     |  |  |  |   |   |     |   |  |  |        |     |  |  |  |   |   |     |   |  |  |        |     |               |  |  |   |   |     |
|               | 107                           | KD3x3  |                    |     |   |   | 261000 | 120 | Kabelclip rot  |  |  |  |  | 120 | für Anschlusskabel<br>H07RN-F 3x1,5 , 4x1,5         |  |  |        |     |  |  |  |   |   |     |   |  |  |        |     |  |  |  |   |   |     |   |  |  |        |     |  |  |  |   |   |     |   |  |  |        |     |  |  |  |   |   |     |   |  |  |        |     |  |  |  |   |   |     |   |  |  |        |     |  |  |  |   |   |     |   |  |  |        |     |               |  |  |   |   |     |
| 261000        | 120                           | Kabelclip rot  |                    |     |  |  |        |     |  |  |  |   |   |     |   |  |  |        |     |  |  |  |   |   |     |   |  |  |        |     |  |  |  |   |   |     |   |  |  |        |     |  |  |  |   |   |     |   |  |  |        |     |  |  |  |   |   |     |   |  |  |        |     |  |  |  |   |   |     |   |  |  |        |     |  |  |  |   |   |     |   |  |  |        |     |               |  |  |   |   |     |
|               | 120                           | für Anschlusskabel<br>H07RN-F 3x1,5 , 4x1,5            |                    |     |   |   |        |     |  |  |  |   |   |     |   |  |  |        |     |  |  |  |   |   |     |   |  |  |        |     |  |  |  |   |   |     |   |  |  |        |     |  |  |  |   |   |     |   |  |  |        |     |  |  |  |   |   |     |   |  |  |        |     |  |  |  |   |   |     |   |  |  |        |     |  |  |  |   |   |     |   |  |  |        |     |               |  |  |   |   |     |

| Artikelnummer | Artikelgruppe<br>Rabattgruppe | Bezeichnung   | Verkaufs-<br>preis | VPE | QR-Code   | Bild  |
|---------------|-------------------------------|---|--------------------|-----|---|---|
| 5350          | 106<br>106                    | Kabelverschraubung<br>Gegenmutter M16x1,5<br>schwarz                              |                    |     |    |    |
| 5347          | 106<br>106                    | Kabelverschraubung<br>Gegenmutter M20x1,5<br>RAL 9005 schwarz                     |                    |     |    |    |
| 5346          | 106<br>106                    | Kabelverschraubung<br>PERFECT M16x1, 5<br>KV PA RAL9005<br>schwarz                |                    |     |    |    |
| 5345          | 106<br>106                    | Kabelverschraubung<br>PERFECT M20x1,5<br>KV PA mit Reduzierung<br>RAL9005 schwarz |                    |     |   |   |
| 2381          | 410<br>410                    | Klemme 1-Ohr 11,0mm<br>Spannbereich 8,8-<br>10,5mm Edelstahl                      |                    |     |  |  |
| 289801        | 410<br>410                    | Klemme 1-Ohr 11,8mm<br>Edelstahl  |                    |     |  |  |
| 3739          | 134<br>134                    | Laufgrad Ø260mm<br>schwarz  |                    |     |  |  |
| 5315          | 410<br>410                    | Linsen-Blechschaube C<br>-H<br>DIN 7981 DIN-EN-ISO<br>7049 M4,8x25 Edelstahl      |                    |     |  |  |
| 5315          | 410<br>410                    | Linsen-Blechschaube C<br>-H<br>DIN 7981 DIN-EN-ISO<br>7049 M4,8x25 Edelstahl      |                    |     |  |  |

| Artikelnummer | Artikelgruppe<br>Rabattgruppe | Bezeichnung  | Verkaufs-<br>preis | VPE  | QR-Code   | Bild  |
|---------------|-------------------------------|--|--------------------|------|---|---|
| 587105        | 014<br>014                    | Manometer 0-250bar<br>gly. Ø40mm 1/8"AG<br>Anschluss rückseitig<br>zentrisch, INOX-<br>Gehäuse |                    |      |    |    |
| 214509        | 108<br>108                    | Motorschutzschalter 1-<br>polig 15,5A  |                    |      |    |    |
| 800560        | 134<br>134                    | Motor-Sockel BG100<br>DC01 pulverbeschichtet<br>KD823, KD940                                   |                    | STCK |    |    |
| 3503          | 120<br>120                    | Pistolenhalter kurz<br>horizontale Befestigung<br>PA6 rot                                      |                    |      |   |   |
| 601147        | 120<br>120                    | Pistolenhalter lang<br>vertikale Befestigung<br>PA6 rot  |                    |      |  |  |
| 2057011       | 403<br>403                    | PVC-Schlauch<br>transparent 6x9mm<br>7,0bar -20°C/+65°C  |                    | mtr. |  |  |
| 533602        | 404<br>404                    | Quetschfassung INOX<br>DN13 23,0x16,4mm<br>L=25mm  |                    |      |  |  |
| 373901        | 134<br>134                    | Radblende rot Ø260mm   |                    |      |  |  |
| 204830        | 134<br>134                    | Rohrrahmen<br>Schubbügel KD3x3<br>Edelstahl 1.4301<br>elektrolytisch poliert                   |                    |      |  |  |

| Artikelnummer | Artikelgruppe<br>Rabattgruppe | Bezeichnung                                 | Verkaufs-<br>preis | VPE | QR-Code   | Bild  |
|---------------|-------------------------------|---|--------------------|-----|---|---|
| 232701        | 412                           | Rotordüse TN03DB S05<br>1/4"IG              |                    |     |    |    |
|               | 412                           | max. 200bar@14l/min                         |                    |     |   |   |
| 38919         | 110                           | Sauginjektor<br>G1/2"xG3/4" Ø5,7mm          |                    |     |    |    |
|               | 110                           | KD3x3 823                                   |                    |     |   |   |
| 204615        | 108                           | Schalter 2-pol. V2N A2-<br>F25H-X-XG9       |                    |     |    |    |
|               | 108                           | EIN/AUS ohne<br>Drehknopf                   |                    |     |   |   |
| 578717        | 120                           | Schaltkasten Dichtung<br>BG90/100 KD3x3     |                    |     |   |   |
|               | 120                           | TPE-V schwarz                               |                    |     |   |   |
| 578716        | 120                           | Schaltkasten Elektro<br>BG90/100 KD3x3      |                    |     |  |  |
|               | 120                           | PP grau bestehend aus<br>Ober- u. Unterteil |                    |     |   |   |
| 601169        | 120                           | Schaltkastenabdeckung<br>KD3x3 Premium      |                    |     |  |  |
|               | 120                           | ABS natur Hochglanz<br>RAL3020              |                    |     |   |   |
| 38781         | 410                           | Scheibe DIN 9021 DIN-<br>EN-ISO 7093        |                    |     |  |  |
|               | 410                           | Ø1=5,3mm Ø2=15mm<br>Edelstahl               |                    |     |   |   |
| 38781         | 410                           | Scheibe DIN 9021 DIN-<br>EN-ISO 7093        |                    |     |  |  |
|               | 410                           | Ø1=5,3mm Ø2=15mm<br>Edelstahl               |                    |     |   |   |
| 27051         | 410                           | Scheibe Form A DIN 125<br>DIN-EN-ISO 7089   |                    |     |  |  |
|               | 410                           | Ø1=8,4mm Ø2=16mm<br>Edelstahl               |                    |     |   |   |

| Artikelnummer | Artikelgruppe<br>Rabattgruppe | Bezeichnung  | Verkaufs-<br>preis | VPE  | QR-Code   | Bild  |
|---------------|-------------------------------|--|--------------------|------|---|---|
| 2877          | 134<br>134                    | Scheibe Starlock 20mm<br>verzinkt  |                    |      |    |    |
| 237401        | 410<br>410                    | Schlauchschelle<br>Edelstahl 12-20mm<br>9mm breit                                    |                    |      |    |    |
| 353303        | 110<br>110                    | Schlauchtr. 150<br>Drehgelenk HD-<br>Anschluss M22x1,5<br>Premium KD3x3              |                    | STCK |    |    |
| 353203        | 110<br>110                    | Schlauchtrommel 150<br>Achse<br>Hochdruckanschluss<br>Ø22x152,80mm 1.4305            |                    |      |   |   |
| 35331         | 110<br>110                    | Schlauchtrommel 150<br>Drehgelenk für KD3x3<br>Hochdruckanschluss<br>MS58            |                    |      |  |  |
| 354005        | 134<br>134                    | Schlauchtrommel 150<br>Druckfeder 1.4310<br>DF1,10x12,90x65,40x8,<br>50, geschliffen |                    |      |  |  |
| 354002        | 120<br>120                    | Schlauchtrommel 150<br>Gegenlager innen<br>PA6 GF30% rot                             |                    |      |  |  |
| 354001        | 120<br>120                    | Schlauchtrommel 150<br>Seitenteil<br>PA6 Mg30% GF<br>schwarz                         |                    |      |  |  |
| 354003        | 120<br>120                    | Schlauchtrommel<br>150/300 Abdeckkappe<br>Kurbel<br>PA6 GF30% rot                    |                    |      |  |  |













| Artikelnummer | Artikelgruppe<br>Rabattgruppe | Bezeichnung  | Verkaufs-<br>preis | VPE | QR-Code   | Bild  |
|---------------|-------------------------------|--|--------------------|-----|---|---|
| 354008        | 120                           | Schlauchtrommel<br>150/300 Aufnahme<br>Handgriff außen |                    |     |    |    |
|               | 120                           | ABS schwarz  |                    |     |   |   |
| 354007        | 120                           | Schlauchtrommel<br>150/300 Aufnahme<br>Handgriff innen |                    |     |    |    |
|               | 120                           | ABS schwarz  |                    |     |   |   |
| 354004        | 120                           | Schlauchtrommel<br>150/300 Federbolzen<br>Kurbel       |                    |     |    |    |
|               | 120                           | PA6 GF30% rot  |                    |     |   |   |
| 3543          | 120                           | Schlauchtrommel<br>150/300 Gelenkstück                 |                    |     |   |   |
|               | 120                           | PA6 natur  |                    |     |   |   |
| 354006        | 120                           | Schlauchtrommel<br>150/300 Handgriff<br>Kurbel         |                    |     |  |  |
|               | 120                           | ABS schwarz  |                    |     |   |   |
| 3542          | 120                           | Schlauchtrommel 300<br>Klemmstück                      |                    |     |  |  |
|               | 120                           | PA6 Mg30% GF<br>schwarz                                |                    |     |   |   |
| 3651          | 110                           | Schlauchtrommel 300<br>Nippel HD-Anschluss             |                    |     |  |  |
|               | 110                           | M22x1,5 R3/8"AG  |                    |     |   |   |
| 3547          | 184                           | Schlauchtrommel 300 O<br>-Ring 22x3 schwarz            |                    |     |  |  |
|               | 184                           | OR3002200-N7022  |                    |     |   |   |
| 3570          | 110                           | Schlauchtrommel 300<br>Scheibe Ø35/22,2/2              |                    |     |  |  |
|               | 110                           | Edelstahl 1.4301                                       |                    |     |   |   |

| Artikelnummer | Artikelgruppe<br>Rabattgruppe | Bezeichnung                                  | Verkaufs-<br>preis | VPE  | QR-Code   | Bild  |        |        |                                     |   |      |   |   |  |  |             |  |        |        |   |                              |      |   |   |   |  |                      |  |        |        |   |                              |  |   |   |   |  |                        |  |        |       |                              |                                     |  |   |   |   |  |        |  |        |      |                                     |                 |  |   |   |   |  |  |  |       |      |                                     |                 |  |   |   |   |  |  |  |      |     |                 |  |  |   |   |     |  |  |  |      |     |                 |  |  |   |   |     |
|---------------|-------------------------------|--|--------------------|------|---|---|--------|--------|-------------------------------------|---|------|---|---|--|--|-------------|--|--------|--------|---|------------------------------|------|---|---|---|--|----------------------|--|--------|--------|---|------------------------------|--|---|---|---|--|------------------------|--|--------|-------|------------------------------|-------------------------------------|--|---|---|---|--|--------|--|--------|------|-------------------------------------|-----------------|--|---|---|---|--|--|--|-------|------|-------------------------------------|-----------------|--|---|---|---|--|--|--|------|-----|-----------------|--|--|---|---|-----|--|--|--|------|-----|-----------------|--|--|---|---|-----|
| 3554          | 410                           | Schlauchtrommel 300<br>Seegering             |                    |      |    |    |        |        |                                     |   |      |   |   |  |  |             |  |        |        |   |                              |      |   |   |   |  |                      |  |        |        |   |                              |  |   |   |   |  |                        |  |        |       |                              |                                     |  |   |   |   |  |        |  |        |      |                                     |                 |  |   |   |   |  |  |  |       |      |                                     |                 |  |   |   |   |  |  |  |      |     |                 |  |  |   |   |     |  |  |  |      |     |                 |  |  |   |   |     |
|               | 410                           | Ø22 DIN471/A A2                              |                    |      |   |   | 3548   | 410    | Schlauchtrommel 300<br>Stützring    |   |      |    |    | 410  | geschlitzt 22x27,2x1,4                       |             |  | 100007 | 134    | Schlauchtrommel KD3x3                       |                              | STCK |    |    | 134   | Ø120mm / 180mm                               |                      |  | 354009 | 120    | Schlauchtrommel KD3x3<br>Achse 134mm Kurbel |                              |  |   |   | 120   | ABS schwarz                                  |                        |  | 591707 | 410   | Schraube SPAX Pan-<br>Head-Z |                                     |  |  |  | 410   | M6x25 Stahl verzinkt                         |        |  | 591722 | 410  | Schraube SPAX Pan-<br>Head-Z        |                 |  |  |  | 410   | M4,5x15 Stahl verzinkt                       |  |  | 23163 | 108  | Schütz KLIBO 7,5 kW<br>230V/50-60Hz |                 |  |  |  | 108   | 3S/1HS                                       |  |  | 2709 | 410 | Sechskantmutter |  |  |  |  | 410 | DIN 934 DIN-EN-ISO<br>4032 M6 Stahl verzinkt |  |  | 2709 | 410 | Sechskantmutter |  |  |  |  | 410 |
| 3548          | 410                           | Schlauchtrommel 300<br>Stützring             |                    |      |    |    |        |        |                                     |   |      |   |   |  |  |             |  |        |        |   |                              |      |   |   |   |  |                      |  |        |        |   |                              |  |   |   |   |  |                        |  |        |       |                              |                                     |  |   |   |   |  |        |  |        |      |                                     |                 |  |   |   |   |  |  |  |       |      |                                     |                 |  |   |   |   |  |  |  |      |     |                 |  |  |   |   |     |  |  |  |      |     |                 |  |  |   |   |     |
|               | 410                           | geschlitzt 22x27,2x1,4                       |                    |      |   |   | 100007 | 134    | Schlauchtrommel KD3x3               |   | STCK |    |    | 134  | Ø120mm / 180mm                               |             |  | 354009 | 120    | Schlauchtrommel KD3x3<br>Achse 134mm Kurbel |                              |      |   |   | 120   | ABS schwarz                                  |                      |  | 591707 | 410    | Schraube SPAX Pan-<br>Head-Z                |                              |  |  |  | 410   | M6x25 Stahl verzinkt                         |                        |  | 591722 | 410   | Schraube SPAX Pan-<br>Head-Z |                                     |  |  |  | 410   | M4,5x15 Stahl verzinkt                       |        |  | 23163  | 108  | Schütz KLIBO 7,5 kW<br>230V/50-60Hz |                 |  |  |  | 108   | 3S/1HS                                       |  |  | 2709  | 410  | Sechskantmutter                     |                 |  |  |  | 410   | DIN 934 DIN-EN-ISO<br>4032 M6 Stahl verzinkt |  |  | 2709 | 410 | Sechskantmutter |  |  |  |  | 410 | DIN 934 DIN-EN-ISO<br>4032 M6 Stahl verzinkt |  |  |      |     |                 |  |  |   |   |     |
| 100007        | 134                           | Schlauchtrommel KD3x3                        |                    | STCK |    |    |        |        |                                     |   |      |   |   |  |  |             |  |        |        |   |                              |      |   |   |   |  |                      |  |        |        |   |                              |  |   |   |   |  |                        |  |        |       |                              |                                     |  |   |   |   |  |        |  |        |      |                                     |                 |  |   |   |   |  |  |  |       |      |                                     |                 |  |   |   |   |  |  |  |      |     |                 |  |  |   |   |     |  |  |  |      |     |                 |  |  |   |   |     |
|               | 134                           | Ø120mm / 180mm                               |                    |      |   |   |        | 354009 | 120                                 | Schlauchtrommel KD3x3<br>Achse 134mm Kurbel |      |   |   |  | 120  | ABS schwarz |  |        | 591707 | 410   | Schraube SPAX Pan-<br>Head-Z |      |   |  |  | 410  | M6x25 Stahl verzinkt |  |        | 591722 | 410   | Schraube SPAX Pan-<br>Head-Z |  |   |  |  | 410  | M4,5x15 Stahl verzinkt |  |        | 23163 | 108                          | Schütz KLIBO 7,5 kW<br>230V/50-60Hz |  |   |  |  | 108  | 3S/1HS |  |        | 2709 | 410                                 | Sechskantmutter |  |   |  |  | 410  | DIN 934 DIN-EN-ISO<br>4032 M6 Stahl verzinkt |  |       | 2709 | 410                                 | Sechskantmutter |  |   |  |  | 410  | DIN 934 DIN-EN-ISO<br>4032 M6 Stahl verzinkt |  |      |     |                 |  |  |   |   |     |  |  |  |      |     |                 |  |  |   |   |     |
| 354009        | 120                           | Schlauchtrommel KD3x3<br>Achse 134mm Kurbel  |                    |      |   |   |        |        |                                     |   |      |   |   |  |  |             |  |        |        |   |                              |      |   |   |   |  |                      |  |        |        |   |                              |  |   |   |   |  |                        |  |        |       |                              |                                     |  |   |   |   |  |        |  |        |      |                                     |                 |  |   |   |   |  |  |  |       |      |                                     |                 |  |   |   |   |  |  |  |      |     |                 |  |  |   |   |     |  |  |  |      |     |                 |  |  |   |   |     |
|               | 120                           | ABS schwarz                                  |                    |      |   |   | 591707 | 410    | Schraube SPAX Pan-<br>Head-Z        |   |      |  |  | 410  | M6x25 Stahl verzinkt                         |             |  | 591722 | 410    | Schraube SPAX Pan-<br>Head-Z                |                              |      |  |  | 410   | M4,5x15 Stahl verzinkt                       |                      |  | 23163  | 108    | Schütz KLIBO 7,5 kW<br>230V/50-60Hz         |                              |  |  |  | 108   | 3S/1HS                                       |                        |  | 2709   | 410   | Sechskantmutter              |                                     |  |  |  | 410   | DIN 934 DIN-EN-ISO<br>4032 M6 Stahl verzinkt |        |  | 2709   | 410  | Sechskantmutter                     |                 |  |  |  | 410   | DIN 934 DIN-EN-ISO<br>4032 M6 Stahl verzinkt |  |  |       |      |                                     |                 |  |   |   |   |  |  |  |      |     |                 |  |  |   |   |     |  |  |  |      |     |                 |  |  |   |   |     |
| 591707        | 410                           | Schraube SPAX Pan-<br>Head-Z                 |                    |      |  |  |        |        |                                     |   |      |   |   |  |  |             |  |        |        |   |                              |      |   |   |   |  |                      |  |        |        |   |                              |  |   |   |   |  |                        |  |        |       |                              |                                     |  |   |   |   |  |        |  |        |      |                                     |                 |  |   |   |   |  |  |  |       |      |                                     |                 |  |   |   |   |  |  |  |      |     |                 |  |  |   |   |     |  |  |  |      |     |                 |  |  |   |   |     |
|               | 410                           | M6x25 Stahl verzinkt                         |                    |      |   |   | 591722 | 410    | Schraube SPAX Pan-<br>Head-Z        |   |      |  |  | 410  | M4,5x15 Stahl verzinkt                       |             |  | 23163  | 108    | Schütz KLIBO 7,5 kW<br>230V/50-60Hz         |                              |      |  |  | 108   | 3S/1HS                                       |                      |  | 2709   | 410    | Sechskantmutter                             |                              |  |  |  | 410   | DIN 934 DIN-EN-ISO<br>4032 M6 Stahl verzinkt |                        |  | 2709   | 410   | Sechskantmutter              |                                     |  |  |  | 410   | DIN 934 DIN-EN-ISO<br>4032 M6 Stahl verzinkt |        |  |        |      |                                     |                 |  |   |   |   |  |  |  |       |      |                                     |                 |  |   |   |   |  |  |  |      |     |                 |  |  |   |   |     |  |  |  |      |     |                 |  |  |   |   |     |
| 591722        | 410                           | Schraube SPAX Pan-<br>Head-Z                 |                    |      |  |  |        |        |                                     |   |      |   |   |  |  |             |  |        |        |   |                              |      |   |   |   |  |                      |  |        |        |   |                              |  |   |   |   |  |                        |  |        |       |                              |                                     |  |   |   |   |  |        |  |        |      |                                     |                 |  |   |   |   |  |  |  |       |      |                                     |                 |  |   |   |   |  |  |  |      |     |                 |  |  |   |   |     |  |  |  |      |     |                 |  |  |   |   |     |
|               | 410                           | M4,5x15 Stahl verzinkt                       |                    |      |   |   | 23163  | 108    | Schütz KLIBO 7,5 kW<br>230V/50-60Hz |   |      |  |  | 108  | 3S/1HS                                       |             |  | 2709   | 410    | Sechskantmutter                             |                              |      |  |  | 410   | DIN 934 DIN-EN-ISO<br>4032 M6 Stahl verzinkt |                      |  | 2709   | 410    | Sechskantmutter                             |                              |  |  |  | 410   | DIN 934 DIN-EN-ISO<br>4032 M6 Stahl verzinkt |                        |  |        |       |                              |                                     |  |   |   |   |  |        |  |        |      |                                     |                 |  |   |   |   |  |  |  |       |      |                                     |                 |  |   |   |   |  |  |  |      |     |                 |  |  |   |   |     |  |  |  |      |     |                 |  |  |   |   |     |
| 23163         | 108                           | Schütz KLIBO 7,5 kW<br>230V/50-60Hz          |                    |      |  |  |        |        |                                     |   |      |   |   |  |  |             |  |        |        |   |                              |      |   |   |   |  |                      |  |        |        |   |                              |  |   |   |   |  |                        |  |        |       |                              |                                     |  |   |   |   |  |        |  |        |      |                                     |                 |  |   |   |   |  |  |  |       |      |                                     |                 |  |   |   |   |  |  |  |      |     |                 |  |  |   |   |     |  |  |  |      |     |                 |  |  |   |   |     |
|               | 108                           | 3S/1HS                                       |                    |      |   |   | 2709   | 410    | Sechskantmutter                     |   |      |  |  | 410  | DIN 934 DIN-EN-ISO<br>4032 M6 Stahl verzinkt |             |  | 2709   | 410    | Sechskantmutter                             |                              |      |  |  | 410   | DIN 934 DIN-EN-ISO<br>4032 M6 Stahl verzinkt |                      |  |        |        |   |                              |  |   |   |   |  |                        |  |        |       |                              |                                     |  |   |   |   |  |        |  |        |      |                                     |                 |  |   |   |   |  |  |  |       |      |                                     |                 |  |   |   |   |  |  |  |      |     |                 |  |  |   |   |     |  |  |  |      |     |                 |  |  |   |   |     |
| 2709          | 410                           | Sechskantmutter                              |                    |      |  |  |        |        |                                     |   |      |   |   |  |  |             |  |        |        |   |                              |      |   |   |   |  |                      |  |        |        |   |                              |  |   |   |   |  |                        |  |        |       |                              |                                     |  |   |   |   |  |        |  |        |      |                                     |                 |  |   |   |   |  |  |  |       |      |                                     |                 |  |   |   |   |  |  |  |      |     |                 |  |  |   |   |     |  |  |  |      |     |                 |  |  |   |   |     |
|               | 410                           | DIN 934 DIN-EN-ISO<br>4032 M6 Stahl verzinkt |                    |      |   |   | 2709   | 410    | Sechskantmutter                     |   |      |  |  | 410  | DIN 934 DIN-EN-ISO<br>4032 M6 Stahl verzinkt |             |  |        |        |   |                              |      |   |   |   |  |                      |  |        |        |   |                              |  |   |   |   |  |                        |  |        |       |                              |                                     |  |   |   |   |  |        |  |        |      |                                     |                 |  |   |   |   |  |  |  |       |      |                                     |                 |  |   |   |   |  |  |  |      |     |                 |  |  |   |   |     |  |  |  |      |     |                 |  |  |   |   |     |
| 2709          | 410                           | Sechskantmutter                              |                    |      |  |  |        |        |                                     |   |      |   |   |  |  |             |  |        |        |   |                              |      |   |   |   |  |                      |  |        |        |   |                              |  |   |   |   |  |                        |  |        |       |                              |                                     |  |   |   |   |  |        |  |        |      |                                     |                 |  |   |   |   |  |  |  |       |      |                                     |                 |  |   |   |   |  |  |  |      |     |                 |  |  |   |   |     |  |  |  |      |     |                 |  |  |   |   |     |
|               | 410                           | DIN 934 DIN-EN-ISO<br>4032 M6 Stahl verzinkt |                    |      |   |   |        |        |                                     |   |      |   |   |  |  |             |  |        |        |   |                              |      |   |   |   |  |                      |  |        |        |   |                              |  |   |   |   |  |                        |  |        |       |                              |                                     |  |   |   |   |  |        |  |        |      |                                     |                 |  |   |   |   |  |  |  |       |      |                                     |                 |  |   |   |   |  |  |  |      |     |                 |  |  |   |   |     |  |  |  |      |     |                 |  |  |   |   |     |

| Artikelnummer | Artikelgruppe<br>Rabattgruppe | Bezeichnung   | Verkaufs-<br>preis | VPE | QR-Code   | Bild  |
|---------------|-------------------------------|---|--------------------|-----|---|---|
| 2712          | 410<br>410                    | Sechskantmutter<br>DIN 934 DIN-EN-ISO<br>4032 M8 Stahl verzinkt                                     |                    |     |    |    |
| 386214        | 410<br>410                    | Sechskantschraube mit<br>Flansch und<br>Sperrverzahnung<br>ähnlich DIN 6921 M8x12<br>Edelstahl      |                    |     |    |    |
| 386209        | 410<br>410                    | Sechskantschraube mit<br>Flansch und<br>Sperrverzahnung<br>ähnlich DIN 6921 M6x16<br>Edelstahl      |                    |     |    |    |
| 386217        | 410<br>410                    | Sechskantschraube mit<br>Flansch und<br>Sperrverzahnung<br>ähnlich DIN 6921 M8x25<br>Edelstahl      |                    |     |   |   |
| 386220        | 410<br>410                    | Sechskantschraube mit<br>Flansch und<br>Sperrverzahnung<br>ähnlich DIN 6921 M8x40<br>Edelstahl      |                    |     |  |  |
| 3550          | 410<br>410                    | Sechskantsicherungsmu-<br>tter mit Kunststoffiring<br>DIN 985 DIN-EN-ISO<br>10511 M4 Stahl verzinkt |                    |     |  |  |
| 59871         | 410<br>410                    | Senkkopfschraube mit<br>Innensechsrund<br>ähnlich KN 6039 STS<br>plus M4x10 Edelstahl               |                    |     |  |  |
| 578713        | 120<br>120                    | Standfuß Gummi für<br>Gehäuse<br>TPE-V schwarz  |                    |     |  |  |
| 35093         | 103<br>103                    | Steuerungsplatine<br>Etronic 3 230V   |                    |     |  |  |

| Artikelnummer | Artikelgruppe<br>Rabattgruppe | Bezeichnung  | Verkaufs-<br>preis | VPE | QR-Code   | Bild  |
|---------------|-------------------------------|--|--------------------|-----|---|---|
| 900044        | 132                           | Strahlrohr Edelstahl<br>900mm 15° abgewinkelt            |                    |     |    |    |
|               | 132                           | Nippel KEW<br>Schnellkupplung,<br>Düsenschutz rot 1/4"IG |                    |     |   |   |
| 900189        | 132                           | Strahlrohr Edelstahl<br>900mm 15° abgewinkelt<br>1/4"AG  |                    |     |    |    |
|               | 132                           | Nippel KEW, Rotordüse<br>S05 1/4"IG<br>200bar@14l/min    |                    |     |   |   |
| 3305          | 132                           | Strahlrohr Edelstahl<br>900mm 15° abgewinkelt<br>R1/4"AG |                    |     |    |    |
|               | 132                           | Nippel KEW<br>Schnellkupplung                            |                    |     |   |   |
| 900046        | 132                           | Strahlrohr VA 900mm<br>15° abgewinkelt, Nippel<br>KEW    |                    |     |   |   |
|               | 132                           | Düsenschutz rot 1/4"IG,<br>Düse 25050 1/4" AG VA         |                    |     |   |   |
| 5334          | 404                           | Überwurfmutter Messing<br>-vernickelt DN20 R3/4"         |                    |     |  |  |
|               | 404                           |  |                    |     |   |   |
| 35705         | 410                           | Unterlagscheibe Ø27 -<br>Ø38 - 1,5mm                     |                    |     |  |  |
|               | 410                           | VA 1.4301<br>Schwimmerventil KD3x3                       |                    |     |   |   |
| 35333         | 110                           | Wasseranschluss<br>Schwimmerventil                       |                    |     |  |  |
|               | 110                           | MS58 sechskant KD3x3                                     |                    |     |   |   |
| 264405        | 134                           | Wassereingangsfiter                                      |                    |     |  |  |
|               | 134                           | G3/4" IG   |                    |     |   |   |
| 5172          | 410                           | Zylinderschraube mit<br>Innensechskant                   |                    |     |  |  |
|               | 410                           | DIN 912 DIN-EN-ISO<br>4762 M6x35 Stahl<br>verzinkt       |                    |     |   |   |

| Artikelnummer | Artikelgruppe<br>Rabattgruppe | Bezeichnung  | Verkaufs-<br>preis | VPE | QR-Code   | Bild  |
|---------------|-------------------------------|--|--------------------|-----|---|---|
| 38791         | 410<br>410                    | Zylinderschraube mit<br>Innensechskant<br>DIN 912 DIN-EN-ISO<br>4762 M5x16 Edelstahl             |                    |     |    |    |
| 5172          | 410<br>410                    | Zylinderschraube mit<br>Innensechskant<br>DIN 912 DIN-EN-ISO<br>4762 M6x35 Stahl<br>verzinkt     |                    |     |    |    |
| 3549          | 410<br>410                    | Zylinderschraube mit<br>Innensechskant<br>DIN912 DIN-EN-ISO<br>4762 M4x40 Stahl<br>verzinkt      |                    |     |    |    |
| 385701        | 410<br>410                    | Zylinderschraube mit<br>Innensechskant<br>DIN 912 DIN-EN-ISO<br>4762 M4x35 Edelstahl             |                    |     |   |   |
| 52742         | 410<br>410                    | Zylinderschraube mit<br>Innensechskant 8.8<br>DIN 912 DIN-EN-ISO<br>4762 M6x30 Stahl<br>verzinkt |                    |     |  |  |