
















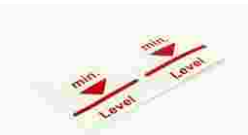










| Artikelnummer | Artikelgruppe<br>Rabattgruppe | Bezeichnung   | Verkaufs-<br>preis | VPE | QR-Code   | Bild  |
|---------------|-------------------------------|---|--------------------|-----|---|---|
| 497003        | 001<br>001                    | HD623-UK Premium<br>EHRLE Heißwasser-<br>Hochdruck-Reiniger                                       |                    |     |    | UK-Version<br> |
| 330010        | 132<br>132                    | Abschaltpistole<br>Standard 280bar 30l/min<br>150°C mit<br>Schnellkupplungssystem<br>rot, M22x1,5 |                    |     |    |                |
| 100080        | 134<br>134                    | Achse Schlauchtrommel<br>300  |                    |     |    |                |
| 461023        | 151<br>151                    | Anschluss-KIT Bolt-On<br>Unloader<br>für HD-Pumpe E1B,<br>E2B, E3B                                |                    |     |   |               |
| 335133        | 189<br>189                    | Aufkleber AIR SET<br>Armaturentafel<br>HD623 + HD640  |                    |     |  |              |
| 590001        | 189<br>189                    | Aufkleber Chemie A<br>60x60mm   |                    |     |  |              |
| 590002        | 189<br>189                    | Aufkleber Diesel<br>60x60mm   |                    |     |  |              |
| 303702        | 189<br>189                    | Aufkleber max. für Tank<br>Format: 44x50mm  |                    |     |  |              |
| 303703        | 189<br>189                    | Aufkleber min. für Tank<br>Format: 44x50mm  |                    |     |  |              |















| Artikelnummer | Artikelgruppe<br>Rabattgruppe | Bezeichnung   | Verkaufs-<br>preis | VPE | QR-Code   | Bild  |
|---------------|-------------------------------|---|--------------------|-----|---|---|
| 205017        | 189                           | Aufkleber Typenschild<br>Pumpe E1B1810 SSR          |                    |     |    |    |
|               | 189                           | Royalplast FTC-Ultra,<br>bedruckt rot,<br>64x20,5mm |                    |     |   |   |
| 5904000000000 | 189                           | Aufkleber Warndreick<br>Wärme, gelb - schwarz       |                    |     |    |    |
|               | 189                           | 50x43mm   |                    |     |   |   |
| 590500        | 189                           | Aufkleber Warnhinweise<br>gelb                      |                    |     |    |    |
|               | 189                           | 103x62mm rot-schwarz<br>bedruckt                    |                    |     |   |   |
| 110027        | 110                           | Ausgang Heizschlangen<br>-Einheit                   |                    |     |   |   |
|               | 110                           | HD-Serie/HSC  |                    |     |   |   |
| 461024        | 151                           | Bolt-On Unloader VRF2-<br>P 30l/min                 |                    |     |  |  |
|               | 151                           | TST-25 bar M22x1,5AG                                |                    |     |   |   |
| 2005          | 114                           | Brennermotor 110W<br>230V/50Hz                      |                    |     |  |  |
|               | 114                           | Kabellänge 900mm<br>davon 50mm abisoliert           |                    |     |   |   |
| 2425          | 114                           | Brennstoff Filter 1/4"<br>100M                      |                    |     |  |  |
|               | 114                           | V7045201PL  |                    |     |   |   |
| 200605        | 114                           | Brennstoffdüse 1.10gph<br>60° SF                    |                    |     |  |  |
|               | 114                           |   |                    |     |   |   |
| 2692          | 114                           | Brennstoffpumpe Suntec<br>24V/50Hz                  |                    |     |  |  |
|               | 114                           | ASV 47D 1640 6P0200<br>mit Kabel 610mm              |                    |     |   |   |

| Artikelnummer | Artikelgruppe<br>Rabattgruppe | Bezeichnung   | Verkaufs-<br>preis | VPE  | QR-Code   | Bild  |
|---------------|-------------------------------|---|--------------------|------|---|---|
| 110006        | 114                           | Brennstoffpumpen-<br>Einheit 24V/50Hz                   |                    |      |    |    |
|               | 114                           | HD523/623/640/823/940<br>/1140/1240                     |                    |      |   |   |
| 2056          | 134                           | Chemieansaugfilter                                      |                    |      |    |    |
|               | 134                           |   |                    |      |   |   |
| 2014          | 134                           | Chemieregelventil 2-<br>Weg ST66 rot                    |                    |      |    |    |
|               | 134                           |   |                    |      |   |   |
| 2072          | 114                           | Deckel für Außenkessel,<br>DC01, PB RAL 7016            |                    | STCK |   |   |
|               | 114                           | Kaminseite von<br>Heizschlange                          |                    |      |   |   |
| 2071          | 114                           | Deckel für Innenkessel,<br>DC01, PB RAL 7016            |                    | STCK |  |  |
|               | 114                           | Kaminseite von<br>Heizschlange für<br>SW,SWP,HD,HDB,HDD |                    |      |   |   |
| 3545          | 134                           | Dichtring Kupfer<br>10x15x2,0mm                         |                    |      |  |  |
|               | 134                           | Form A, gl. massiv                                      |                    |      |   |   |
| 2370          | 184                           | Dichtring Kupfer<br>17x21x2,0mm                         |                    |      |  |  |
|               | 184                           | Form A, gl. massiv<br>Preis/Pack (1 Pack=10<br>Stck.)   |                    |      |   |   |
| 2353          | 184                           | Dichtring Kupfer<br>18x22x2,0mm                         |                    |      |  |  |
|               | 184                           | Form A, gl. massiv, 1<br>Pack mit 10St.                 |                    |      |   |   |
| 5397          | 184                           | Dichtung 3/4" 24,0x17x2<br>mm                           |                    |      |  |  |
|               | 184                           | Klingersil C-4400                                       |                    |      |   |   |

| Artikelnummer | Artikelgruppe<br>Rabattgruppe | Bezeichnung                             | Verkaufs-<br>preis | VPE | QR-Code   | Bild  |        |     |   |  |  |   |   |     |                           |  |  |        |     |   |  |  |   |   |     |                           |  |  |        |     |   |  |  |   |   |     |                           |  |  |        |     |   |  |  |   |   |     |                           |  |  |        |     |   |  |  |   |   |     |                           |  |  |        |     |   |  |  |   |   |     |                   |  |  |       |     |   |  |  |   |   |     |                  |  |  |       |     |   |  |  |   |   |     |
|---------------|-------------------------------|---|--------------------|-----|---|---|--------|-----|---|--|--|---|---|-----|---------------------------|--|--|--------|-----|---|--|--|---|---|-----|---------------------------|--|--|--------|-----|---|--|--|---|---|-----|---------------------------|--|--|--------|-----|---|--|--|---|---|-----|---------------------------|--|--|--------|-----|---|--|--|---|---|-----|---------------------------|--|--|--------|-----|---|--|--|---|---|-----|-------------------|--|--|-------|-----|---|--|--|---|---|-----|------------------|--|--|-------|-----|---|--|--|---|---|-----|
| 2937          | 405                           | Doppelnippel MS-VN<br>konisch           |                    |     |    |    |        |     |   |  |  |   |   |     |                           |  |  |        |     |   |  |  |   |   |     |                           |  |  |        |     |   |  |  |   |   |     |                           |  |  |        |     |   |  |  |   |   |     |                           |  |  |        |     |   |  |  |   |   |     |                           |  |  |        |     |   |  |  |   |   |     |                   |  |  |       |     |   |  |  |   |   |     |                  |  |  |       |     |   |  |  |   |   |     |
|               | 405                           | 1/4" AG/AG                              |                    |     |   |   | 299002 | 120 | Drehknopf<br>Elektroschalter            |  |  |    |    | 120 | ABS Terloran GP35 rot     |  |  | 2990   | 120 | Drehknopf Thermostat 0<br>-150°C        |  |  |    |    | 120 | ABS Terloran GP35 rot     |  |  | 377201 | 134 | Druckfeder für<br>Radbremse Edelstahl   |  |  |   |   | 134 | 1.4310<br>90x6x19,50      |  |  | 206402 | 120 | Düsenclip 04                            |  |  |  |  | 120 | POM grau                  |  |  | 206401 | 114 | Düsenhalter lang 47mm                   |  |  |  |  | 114 | Düsenrohrgewinde<br>R1/8" |  |  | 110029 | 134 | Eingang Heizschlangen-<br>Einheit       |  |  |  |  | 134 | HD623/640/823/940 |  |  | 2359  | 121 | Einschraubstutzen 3/8"                  |  |  |  |  | 121 | 12L              |  |  | 20961 | 110 | Einschraubverschraubung<br>GE 12LR 3/8" |  |  |  |  | 110 |
| 299002        | 120                           | Drehknopf<br>Elektroschalter            |                    |     |    |    |        |     |   |  |  |   |   |     |                           |  |  |        |     |   |  |  |   |   |     |                           |  |  |        |     |   |  |  |   |   |     |                           |  |  |        |     |   |  |  |   |   |     |                           |  |  |        |     |   |  |  |   |   |     |                           |  |  |        |     |   |  |  |   |   |     |                   |  |  |       |     |   |  |  |   |   |     |                  |  |  |       |     |   |  |  |   |   |     |
|               | 120                           | ABS Terloran GP35 rot                   |                    |     |   |   | 2990   | 120 | Drehknopf Thermostat 0<br>-150°C        |  |  |    |    | 120 | ABS Terloran GP35 rot     |  |  | 377201 | 134 | Druckfeder für<br>Radbremse Edelstahl   |  |  |   |   | 134 | 1.4310<br>90x6x19,50      |  |  | 206402 | 120 | Düsenclip 04                            |  |  |  |  | 120 | POM grau                  |  |  | 206401 | 114 | Düsenhalter lang 47mm                   |  |  |  |  | 114 | Düsenrohrgewinde<br>R1/8" |  |  | 110029 | 134 | Eingang Heizschlangen-<br>Einheit       |  |  |  |  | 134 | HD623/640/823/940         |  |  | 2359   | 121 | Einschraubstutzen 3/8"                  |  |  |  |  | 121 | 12L               |  |  | 20961 | 110 | Einschraubverschraubung<br>GE 12LR 3/8" |  |  |  |  | 110 | Edelstahl 1.0038 |  |  |       |     |   |  |  |   |   |     |
| 2990          | 120                           | Drehknopf Thermostat 0<br>-150°C        |                    |     |    |    |        |     |   |  |  |   |   |     |                           |  |  |        |     |   |  |  |   |   |     |                           |  |  |        |     |   |  |  |   |   |     |                           |  |  |        |     |   |  |  |   |   |     |                           |  |  |        |     |   |  |  |   |   |     |                           |  |  |        |     |   |  |  |   |   |     |                   |  |  |       |     |   |  |  |   |   |     |                  |  |  |       |     |   |  |  |   |   |     |
|               | 120                           | ABS Terloran GP35 rot                   |                    |     |   |   | 377201 | 134 | Druckfeder für<br>Radbremse Edelstahl   |  |  |   |   | 134 | 1.4310<br>90x6x19,50      |  |  | 206402 | 120 | Düsenclip 04                            |  |  |  |  | 120 | POM grau                  |  |  | 206401 | 114 | Düsenhalter lang 47mm                   |  |  |  |  | 114 | Düsenrohrgewinde<br>R1/8" |  |  | 110029 | 134 | Eingang Heizschlangen-<br>Einheit       |  |  |  |  | 134 | HD623/640/823/940         |  |  | 2359   | 121 | Einschraubstutzen 3/8"                  |  |  |  |  | 121 | 12L                       |  |  | 20961  | 110 | Einschraubverschraubung<br>GE 12LR 3/8" |  |  |  |  | 110 | Edelstahl 1.0038  |  |  |       |     |   |  |  |   |   |     |                  |  |  |       |     |   |  |  |   |   |     |
| 377201        | 134                           | Druckfeder für<br>Radbremse Edelstahl   |                    |     |   |   |        |     |   |  |  |   |   |     |                           |  |  |        |     |   |  |  |   |   |     |                           |  |  |        |     |   |  |  |   |   |     |                           |  |  |        |     |   |  |  |   |   |     |                           |  |  |        |     |   |  |  |   |   |     |                           |  |  |        |     |   |  |  |   |   |     |                   |  |  |       |     |   |  |  |   |   |     |                  |  |  |       |     |   |  |  |   |   |     |
|               | 134                           | 1.4310<br>90x6x19,50                    |                    |     |   |   | 206402 | 120 | Düsenclip 04                            |  |  |  |  | 120 | POM grau                  |  |  | 206401 | 114 | Düsenhalter lang 47mm                   |  |  |  |  | 114 | Düsenrohrgewinde<br>R1/8" |  |  | 110029 | 134 | Eingang Heizschlangen-<br>Einheit       |  |  |  |  | 134 | HD623/640/823/940         |  |  | 2359   | 121 | Einschraubstutzen 3/8"                  |  |  |  |  | 121 | 12L                       |  |  | 20961  | 110 | Einschraubverschraubung<br>GE 12LR 3/8" |  |  |  |  | 110 | Edelstahl 1.0038          |  |  |        |     |   |  |  |   |   |     |                   |  |  |       |     |   |  |  |   |   |     |                  |  |  |       |     |   |  |  |   |   |     |
| 206402        | 120                           | Düsenclip 04                            |                    |     |  |  |        |     |   |  |  |   |   |     |                           |  |  |        |     |   |  |  |   |   |     |                           |  |  |        |     |   |  |  |   |   |     |                           |  |  |        |     |   |  |  |   |   |     |                           |  |  |        |     |   |  |  |   |   |     |                           |  |  |        |     |   |  |  |   |   |     |                   |  |  |       |     |   |  |  |   |   |     |                  |  |  |       |     |   |  |  |   |   |     |
|               | 120                           | POM grau                                |                    |     |   |   | 206401 | 114 | Düsenhalter lang 47mm                   |  |  |  |  | 114 | Düsenrohrgewinde<br>R1/8" |  |  | 110029 | 134 | Eingang Heizschlangen-<br>Einheit       |  |  |  |  | 134 | HD623/640/823/940         |  |  | 2359   | 121 | Einschraubstutzen 3/8"                  |  |  |  |  | 121 | 12L                       |  |  | 20961  | 110 | Einschraubverschraubung<br>GE 12LR 3/8" |  |  |  |  | 110 | Edelstahl 1.0038          |  |  |        |     |   |  |  |   |   |     |                           |  |  |        |     |   |  |  |   |   |     |                   |  |  |       |     |   |  |  |   |   |     |                  |  |  |       |     |   |  |  |   |   |     |
| 206401        | 114                           | Düsenhalter lang 47mm                   |                    |     |  |  |        |     |   |  |  |   |   |     |                           |  |  |        |     |   |  |  |   |   |     |                           |  |  |        |     |   |  |  |   |   |     |                           |  |  |        |     |   |  |  |   |   |     |                           |  |  |        |     |   |  |  |   |   |     |                           |  |  |        |     |   |  |  |   |   |     |                   |  |  |       |     |   |  |  |   |   |     |                  |  |  |       |     |   |  |  |   |   |     |
|               | 114                           | Düsenrohrgewinde<br>R1/8"               |                    |     |   |   | 110029 | 134 | Eingang Heizschlangen-<br>Einheit       |  |  |  |  | 134 | HD623/640/823/940         |  |  | 2359   | 121 | Einschraubstutzen 3/8"                  |  |  |  |  | 121 | 12L                       |  |  | 20961  | 110 | Einschraubverschraubung<br>GE 12LR 3/8" |  |  |  |  | 110 | Edelstahl 1.0038          |  |  |        |     |   |  |  |   |   |     |                           |  |  |        |     |   |  |  |   |   |     |                           |  |  |        |     |   |  |  |   |   |     |                   |  |  |       |     |   |  |  |   |   |     |                  |  |  |       |     |   |  |  |   |   |     |
| 110029        | 134                           | Eingang Heizschlangen-<br>Einheit       |                    |     |  |  |        |     |   |  |  |   |   |     |                           |  |  |        |     |   |  |  |   |   |     |                           |  |  |        |     |   |  |  |   |   |     |                           |  |  |        |     |   |  |  |   |   |     |                           |  |  |        |     |   |  |  |   |   |     |                           |  |  |        |     |   |  |  |   |   |     |                   |  |  |       |     |   |  |  |   |   |     |                  |  |  |       |     |   |  |  |   |   |     |
|               | 134                           | HD623/640/823/940                       |                    |     |   |   | 2359   | 121 | Einschraubstutzen 3/8"                  |  |  |  |  | 121 | 12L                       |  |  | 20961  | 110 | Einschraubverschraubung<br>GE 12LR 3/8" |  |  |  |  | 110 | Edelstahl 1.0038          |  |  |        |     |   |  |  |   |   |     |                           |  |  |        |     |   |  |  |   |   |     |                           |  |  |        |     |   |  |  |   |   |     |                           |  |  |        |     |   |  |  |   |   |     |                   |  |  |       |     |   |  |  |   |   |     |                  |  |  |       |     |   |  |  |   |   |     |
| 2359          | 121                           | Einschraubstutzen 3/8"                  |                    |     |  |  |        |     |   |  |  |   |   |     |                           |  |  |        |     |   |  |  |   |   |     |                           |  |  |        |     |   |  |  |   |   |     |                           |  |  |        |     |   |  |  |   |   |     |                           |  |  |        |     |   |  |  |   |   |     |                           |  |  |        |     |   |  |  |   |   |     |                   |  |  |       |     |   |  |  |   |   |     |                  |  |  |       |     |   |  |  |   |   |     |
|               | 121                           | 12L                                     |                    |     |   |   | 20961  | 110 | Einschraubverschraubung<br>GE 12LR 3/8" |  |  |  |  | 110 | Edelstahl 1.0038          |  |  |        |     |   |  |  |   |   |     |                           |  |  |        |     |   |  |  |   |   |     |                           |  |  |        |     |   |  |  |   |   |     |                           |  |  |        |     |   |  |  |   |   |     |                           |  |  |        |     |   |  |  |   |   |     |                   |  |  |       |     |   |  |  |   |   |     |                  |  |  |       |     |   |  |  |   |   |     |
| 20961         | 110                           | Einschraubverschraubung<br>GE 12LR 3/8" |                    |     |  |  |        |     |   |  |  |   |   |     |                           |  |  |        |     |   |  |  |   |   |     |                           |  |  |        |     |   |  |  |   |   |     |                           |  |  |        |     |   |  |  |   |   |     |                           |  |  |        |     |   |  |  |   |   |     |                           |  |  |        |     |   |  |  |   |   |     |                   |  |  |       |     |   |  |  |   |   |     |                  |  |  |       |     |   |  |  |   |   |     |
|               | 110                           | Edelstahl 1.0038                        |                    |     |   |   |        |     |   |  |  |   |   |     |                           |  |  |        |     |   |  |  |   |   |     |                           |  |  |        |     |   |  |  |   |   |     |                           |  |  |        |     |   |  |  |   |   |     |                           |  |  |        |     |   |  |  |   |   |     |                           |  |  |        |     |   |  |  |   |   |     |                   |  |  |       |     |   |  |  |   |   |     |                  |  |  |       |     |   |  |  |   |   |     |

| Artikelnummer | Artikelgruppe<br>Rabattgruppe | Bezeichnung  | Verkaufs-<br>preis | VPE | QR-Code   | Bild  |
|---------------|-------------------------------|--|--------------------|-----|---|---|
| 209112        | 121<br>121                    | Einschraubverschraubung gerade 1/8"-6L<br>ohne Überwurfmutter und Schneidring        |                    |     |    |    |
| 214511        | 108<br>108                    | Einschubhalter für Motorschutzschalter mit variabler Befestigung                     |                    |     |    |    |
| 348605        | 407<br>407                    | Elektro-Motor AC230V/240V 50Hz 2,2kW BG90 1500rpm<br>B3/B14 Hohlwelle Ø24mm IP Pumpe |                    |     |    |    |
| 38701         | 410<br>410                    | Fächerscheibe Form A DIN 6798<br>Ø1=12,5mm<br>Ø2=20,5mm Stahl verzinkt               |                    |     |   |   |
| 2799          | 410<br>410                    | Fächerscheibe Form A DIN 6798<br>Ø1=8,4mm Ø2=15mm Stahl verzinkt                     |                    |     |  |  |
| 2799          | 410<br>410                    | Fächerscheibe Form A DIN 6798<br>Ø1=8,4mm Ø2=15mm Stahl verzinkt                     |                    |     |  |  |
| 2629          | 405<br>405                    | Fitting-Gegenmutter Messing SKT SW36<br>3/4" 6mm                                     |                    |     |  |  |
| 2629          | 405<br>405                    | Fitting-Gegenmutter Messing SKT SW36<br>3/4" 6mm                                     |                    |     |  |  |
| 2733          | 405<br>405                    | Fitting-Schlauchtülle Messing SKT<br>1/8" AG 6mm                                     |                    |     |  |  |

| Artikelnummer | Artikelgruppe<br>Rabattgruppe | Bezeichnung  | Verkaufs-<br>preis | VPE | QR-Code   | Bild  |        |     |  |  |  |   |   |     |                                  |  |  |        |     |  |  |  |   |   |     |                                  |  |  |        |     |  |  |  |   |   |     |                                  |  |  |        |     |  |  |  |   |   |     |                                 |  |  |        |     |  |  |  |   |   |     |                                 |  |  |      |     |  |  |  |   |   |     |                               |  |  |      |     |  |  |  |   |   |     |                  |  |  |      |     |  |  |  |   |   |     |
|---------------|-------------------------------|--|--------------------|-----|---|---|--------|-----|--|--|--|---|---|-----|----------------------------------|--|--|--------|-----|--|--|--|---|---|-----|----------------------------------|--|--|--------|-----|--|--|--|---|---|-----|----------------------------------|--|--|--------|-----|--|--|--|---|---|-----|---------------------------------|--|--|--------|-----|--|--|--|---|---|-----|---------------------------------|--|--|------|-----|--|--|--|---|---|-----|-------------------------------|--|--|------|-----|--|--|--|---|---|-----|------------------|--|--|------|-----|--|--|--|---|---|-----|
| 2189          | 405                           | Fitting-Schweißbogen<br>90° schwarz                  |                    |     |    |    |        |     |  |  |  |   |   |     |                                  |  |  |        |     |  |  |  |   |   |     |                                  |  |  |        |     |  |  |  |   |   |     |                                  |  |  |        |     |  |  |  |   |   |     |                                 |  |  |        |     |  |  |  |   |   |     |                                 |  |  |      |     |  |  |  |   |   |     |                               |  |  |      |     |  |  |  |   |   |     |                  |  |  |      |     |  |  |  |   |   |     |
|               | 405                           | 21.3x2mm DIN2605-3S                                  |                    |     |   |   | 2191   | 405 | Fitting-Schweißmuffe<br>ganz schwarz                 |  |  |    |    | 405 | 3/8" DIN2986                     |  |  | 53127  | 405 | Fitting-Stopfen Messing<br>SKT SW20                  |  |  |    |    | 405 | 3/8" AG                          |  |  | 3689   | 184 | Flachdichtung 33x25x3<br>aus Gummi                   |  |  |   |   | 184 | für Gewindestück 1"<br>Shore 80° |  |  | 3845   | 410 | Flachrundschaube mit<br>Vierkantansatz               |  |  |  |  | 410 | DIN 603 M8x16 Stahl<br>verzinkt |  |  | 348503 | 410 | Flachrundschaube mit<br>Vierkantansatz und<br>Mutter |  |  |  |  | 410 | DIN 603 M8x55 Stahl<br>verzinkt |  |  | 2100 | 114 | Flammenrohr D90x2x78<br>mm lang            |  |  |  |  | 114 | vorne auf D76,5<br>eingezogen |  |  | 3403 | 410 | Gegenmutter M18x1.5<br>15-32/L 12A3C       |  |  |  |  | 410 | GM 12 L/10 S A3C |  |  | 2066 | 121 | Gerade<br>Aufschraubverschraubung<br>MS-VN |  |  |  |  | 121 |
| 2191          | 405                           | Fitting-Schweißmuffe<br>ganz schwarz                 |                    |     |    |    |        |     |  |  |  |   |   |     |                                  |  |  |        |     |  |  |  |   |   |     |                                  |  |  |        |     |  |  |  |   |   |     |                                  |  |  |        |     |  |  |  |   |   |     |                                 |  |  |        |     |  |  |  |   |   |     |                                 |  |  |      |     |  |  |  |   |   |     |                               |  |  |      |     |  |  |  |   |   |     |                  |  |  |      |     |  |  |  |   |   |     |
|               | 405                           | 3/8" DIN2986   |                    |     |   |   | 53127  | 405 | Fitting-Stopfen Messing<br>SKT SW20                  |  |  |    |    | 405 | 3/8" AG                          |  |  | 3689   | 184 | Flachdichtung 33x25x3<br>aus Gummi                   |  |  |   |   | 184 | für Gewindestück 1"<br>Shore 80° |  |  | 3845   | 410 | Flachrundschaube mit<br>Vierkantansatz               |  |  |  |  | 410 | DIN 603 M8x16 Stahl<br>verzinkt  |  |  | 348503 | 410 | Flachrundschaube mit<br>Vierkantansatz und<br>Mutter |  |  |  |  | 410 | DIN 603 M8x55 Stahl<br>verzinkt |  |  | 2100   | 114 | Flammenrohr D90x2x78<br>mm lang                      |  |  |  |  | 114 | vorne auf D76,5<br>eingezogen   |  |  | 3403 | 410 | Gegenmutter M18x1.5<br>15-32/L 12A3C       |  |  |  |  | 410 | GM 12 L/10 S A3C              |  |  | 2066 | 121 | Gerade<br>Aufschraubverschraubung<br>MS-VN |  |  |  |  | 121 | 6/4-1/8" IG      |  |  |      |     |  |  |  |   |   |     |
| 53127         | 405                           | Fitting-Stopfen Messing<br>SKT SW20                  |                    |     |    |    |        |     |  |  |  |   |   |     |                                  |  |  |        |     |  |  |  |   |   |     |                                  |  |  |        |     |  |  |  |   |   |     |                                  |  |  |        |     |  |  |  |   |   |     |                                 |  |  |        |     |  |  |  |   |   |     |                                 |  |  |      |     |  |  |  |   |   |     |                               |  |  |      |     |  |  |  |   |   |     |                  |  |  |      |     |  |  |  |   |   |     |
|               | 405                           | 3/8" AG  |                    |     |   |   | 3689   | 184 | Flachdichtung 33x25x3<br>aus Gummi                   |  |  |   |   | 184 | für Gewindestück 1"<br>Shore 80° |  |  | 3845   | 410 | Flachrundschaube mit<br>Vierkantansatz               |  |  |  |  | 410 | DIN 603 M8x16 Stahl<br>verzinkt  |  |  | 348503 | 410 | Flachrundschaube mit<br>Vierkantansatz und<br>Mutter |  |  |  |  | 410 | DIN 603 M8x55 Stahl<br>verzinkt  |  |  | 2100   | 114 | Flammenrohr D90x2x78<br>mm lang                      |  |  |  |  | 114 | vorne auf D76,5<br>eingezogen   |  |  | 3403   | 410 | Gegenmutter M18x1.5<br>15-32/L 12A3C                 |  |  |  |  | 410 | GM 12 L/10 S A3C                |  |  | 2066 | 121 | Gerade<br>Aufschraubverschraubung<br>MS-VN |  |  |  |  | 121 | 6/4-1/8" IG                   |  |  |      |     |  |  |  |   |   |     |                  |  |  |      |     |  |  |  |   |   |     |
| 3689          | 184                           | Flachdichtung 33x25x3<br>aus Gummi                   |                    |     |   |   |        |     |  |  |  |   |   |     |                                  |  |  |        |     |  |  |  |   |   |     |                                  |  |  |        |     |  |  |  |   |   |     |                                  |  |  |        |     |  |  |  |   |   |     |                                 |  |  |        |     |  |  |  |   |   |     |                                 |  |  |      |     |  |  |  |   |   |     |                               |  |  |      |     |  |  |  |   |   |     |                  |  |  |      |     |  |  |  |   |   |     |
|               | 184                           | für Gewindestück 1"<br>Shore 80°                     |                    |     |   |   | 3845   | 410 | Flachrundschaube mit<br>Vierkantansatz               |  |  |  |  | 410 | DIN 603 M8x16 Stahl<br>verzinkt  |  |  | 348503 | 410 | Flachrundschaube mit<br>Vierkantansatz und<br>Mutter |  |  |  |  | 410 | DIN 603 M8x55 Stahl<br>verzinkt  |  |  | 2100   | 114 | Flammenrohr D90x2x78<br>mm lang                      |  |  |  |  | 114 | vorne auf D76,5<br>eingezogen    |  |  | 3403   | 410 | Gegenmutter M18x1.5<br>15-32/L 12A3C                 |  |  |  |  | 410 | GM 12 L/10 S A3C                |  |  | 2066   | 121 | Gerade<br>Aufschraubverschraubung<br>MS-VN           |  |  |  |  | 121 | 6/4-1/8" IG                     |  |  |      |     |  |  |  |   |   |     |                               |  |  |      |     |  |  |  |   |   |     |                  |  |  |      |     |  |  |  |   |   |     |
| 3845          | 410                           | Flachrundschaube mit<br>Vierkantansatz               |                    |     |  |  |        |     |  |  |  |   |   |     |                                  |  |  |        |     |  |  |  |   |   |     |                                  |  |  |        |     |  |  |  |   |   |     |                                  |  |  |        |     |  |  |  |   |   |     |                                 |  |  |        |     |  |  |  |   |   |     |                                 |  |  |      |     |  |  |  |   |   |     |                               |  |  |      |     |  |  |  |   |   |     |                  |  |  |      |     |  |  |  |   |   |     |
|               | 410                           | DIN 603 M8x16 Stahl<br>verzinkt                      |                    |     |   |   | 348503 | 410 | Flachrundschaube mit<br>Vierkantansatz und<br>Mutter |  |  |  |  | 410 | DIN 603 M8x55 Stahl<br>verzinkt  |  |  | 2100   | 114 | Flammenrohr D90x2x78<br>mm lang                      |  |  |  |  | 114 | vorne auf D76,5<br>eingezogen    |  |  | 3403   | 410 | Gegenmutter M18x1.5<br>15-32/L 12A3C                 |  |  |  |  | 410 | GM 12 L/10 S A3C                 |  |  | 2066   | 121 | Gerade<br>Aufschraubverschraubung<br>MS-VN           |  |  |  |  | 121 | 6/4-1/8" IG                     |  |  |        |     |  |  |  |   |   |     |                                 |  |  |      |     |  |  |  |   |   |     |                               |  |  |      |     |  |  |  |   |   |     |                  |  |  |      |     |  |  |  |   |   |     |
| 348503        | 410                           | Flachrundschaube mit<br>Vierkantansatz und<br>Mutter |                    |     |  |  |        |     |  |  |  |   |   |     |                                  |  |  |        |     |  |  |  |   |   |     |                                  |  |  |        |     |  |  |  |   |   |     |                                  |  |  |        |     |  |  |  |   |   |     |                                 |  |  |        |     |  |  |  |   |   |     |                                 |  |  |      |     |  |  |  |   |   |     |                               |  |  |      |     |  |  |  |   |   |     |                  |  |  |      |     |  |  |  |   |   |     |
|               | 410                           | DIN 603 M8x55 Stahl<br>verzinkt                      |                    |     |   |   | 2100   | 114 | Flammenrohr D90x2x78<br>mm lang                      |  |  |  |  | 114 | vorne auf D76,5<br>eingezogen    |  |  | 3403   | 410 | Gegenmutter M18x1.5<br>15-32/L 12A3C                 |  |  |  |  | 410 | GM 12 L/10 S A3C                 |  |  | 2066   | 121 | Gerade<br>Aufschraubverschraubung<br>MS-VN           |  |  |  |  | 121 | 6/4-1/8" IG                      |  |  |        |     |  |  |  |   |   |     |                                 |  |  |        |     |  |  |  |   |   |     |                                 |  |  |      |     |  |  |  |   |   |     |                               |  |  |      |     |  |  |  |   |   |     |                  |  |  |      |     |  |  |  |   |   |     |
| 2100          | 114                           | Flammenrohr D90x2x78<br>mm lang                      |                    |     |  |  |        |     |  |  |  |   |   |     |                                  |  |  |        |     |  |  |  |   |   |     |                                  |  |  |        |     |  |  |  |   |   |     |                                  |  |  |        |     |  |  |  |   |   |     |                                 |  |  |        |     |  |  |  |   |   |     |                                 |  |  |      |     |  |  |  |   |   |     |                               |  |  |      |     |  |  |  |   |   |     |                  |  |  |      |     |  |  |  |   |   |     |
|               | 114                           | vorne auf D76,5<br>eingezogen                        |                    |     |   |   | 3403   | 410 | Gegenmutter M18x1.5<br>15-32/L 12A3C                 |  |  |  |  | 410 | GM 12 L/10 S A3C                 |  |  | 2066   | 121 | Gerade<br>Aufschraubverschraubung<br>MS-VN           |  |  |  |  | 121 | 6/4-1/8" IG                      |  |  |        |     |  |  |  |   |   |     |                                  |  |  |        |     |  |  |  |   |   |     |                                 |  |  |        |     |  |  |  |   |   |     |                                 |  |  |      |     |  |  |  |   |   |     |                               |  |  |      |     |  |  |  |   |   |     |                  |  |  |      |     |  |  |  |   |   |     |
| 3403          | 410                           | Gegenmutter M18x1.5<br>15-32/L 12A3C                 |                    |     |  |  |        |     |  |  |  |   |   |     |                                  |  |  |        |     |  |  |  |   |   |     |                                  |  |  |        |     |  |  |  |   |   |     |                                  |  |  |        |     |  |  |  |   |   |     |                                 |  |  |        |     |  |  |  |   |   |     |                                 |  |  |      |     |  |  |  |   |   |     |                               |  |  |      |     |  |  |  |   |   |     |                  |  |  |      |     |  |  |  |   |   |     |
|               | 410                           | GM 12 L/10 S A3C                                     |                    |     |   |   | 2066   | 121 | Gerade<br>Aufschraubverschraubung<br>MS-VN           |  |  |  |  | 121 | 6/4-1/8" IG                      |  |  |        |     |  |  |  |   |   |     |                                  |  |  |        |     |  |  |  |   |   |     |                                  |  |  |        |     |  |  |  |   |   |     |                                 |  |  |        |     |  |  |  |   |   |     |                                 |  |  |      |     |  |  |  |   |   |     |                               |  |  |      |     |  |  |  |   |   |     |                  |  |  |      |     |  |  |  |   |   |     |
| 2066          | 121                           | Gerade<br>Aufschraubverschraubung<br>MS-VN           |                    |     |  |  |        |     |  |  |  |   |   |     |                                  |  |  |        |     |  |  |  |   |   |     |                                  |  |  |        |     |  |  |  |   |   |     |                                  |  |  |        |     |  |  |  |   |   |     |                                 |  |  |        |     |  |  |  |   |   |     |                                 |  |  |      |     |  |  |  |   |   |     |                               |  |  |      |     |  |  |  |   |   |     |                  |  |  |      |     |  |  |  |   |   |     |
|               | 121                           | 6/4-1/8" IG  |                    |     |   |   |        |     |  |  |  |   |   |     |                                  |  |  |        |     |  |  |  |   |   |     |                                  |  |  |        |     |  |  |  |   |   |     |                                  |  |  |        |     |  |  |  |   |   |     |                                 |  |  |        |     |  |  |  |   |   |     |                                 |  |  |      |     |  |  |  |   |   |     |                               |  |  |      |     |  |  |  |   |   |     |                  |  |  |      |     |  |  |  |   |   |     |

| Artikelnummer | Artikelgruppe<br>Rabattgruppe | Bezeichnung                                     | Verkaufs-<br>preis | VPE | QR-Code   | Bild  |
|---------------|-------------------------------|---|--------------------|-----|---|---|
| 206601        | 121                           | Gerade<br>Einschraubverschraubung MS-VN konisch |                    |     |    |    |
|               | 121                           | 6/4-1/8" AG                                     |                    |     |   |   |
| 206602        | 121                           | Gerade<br>Einschraubverschraubung MS-VN konisch |                    |     |    |    |
|               | 121                           | 6/4-1/4" AG                                     |                    |     |   |   |
| 3504          | 120                           | Gerätehaube HD-Etronic                          |                    |     |    |    |
|               | 120                           | ABS natur Hochglanz rot RAL3020                 |                    |     |   |   |
| 110078        | 134                           | Gerätehaube HD-Serie<br>mit Labels, gebohrt     |                    |     |   |   |
|               | 134                           |   |                    |     |   |   |
| 5387          | 410                           | Gewindestift DIN 551                            |                    |     |  |  |
|               | 410                           | M6x30 schwarz                                   |                    |     |   |   |
| 5387          | 410                           | Gewindestift DIN 551                            |                    |     |  |  |
|               | 410                           | M6x30 schwarz                                   |                    |     |   |   |
| 110122        | 403                           | Gummi-Schlauch<br>schwarz 13x21mm 1/2"          |                    |     |  |  |
|               | 403                           | 540mm   |                    |     |   |   |
| 2688          | 403                           | Gummi-Schlauch<br>schwarz 13x21mm<br>R1/2"      |                    |     |  |  |
|               | 403                           | 30bar -30°C/+100°C                              |                    |     |   |   |
| 3667          | 403                           | Gummi-Schlauch<br>schwarz 19x28mm<br>R3/4"      |                    |     |  |  |
|               | 403                           | 30bar -30°C/+100°C                              |                    |     |   |   |

| Artikelnummer | Artikelgruppe<br>Rabattgruppe | Bezeichnung  | Verkaufs-<br>preis | VPE  | QR-Code   | Bild  |        |      |  |  |      |   |   |   |   |                               |  |        |        |   |                   |      |   |   |   |   |   |  |        |        |  |   |      |   |   |   |   |   |  |        |     |   |  |      |   |   |     |   |  |  |        |     |   |  |      |   |   |     |   |  |  |        |     |   |  |  |   |   |     |   |  |  |        |     |   |  |  |   |   |     |   |  |  |        |     |   |  |  |   |   |     |
|---------------|-------------------------------|--|--------------------|------|---|---|--------|------|--|--|------|---|---|---|---|-------------------------------|--|--------|--------|---|-------------------|------|---|---|---|---|---|--|--------|--------|--|---|------|---|---|---|---|---|--|--------|-----|---|--|------|---|---|-----|---|--|--|--------|-----|---|--|------|---|---|-----|---|--|--|--------|-----|---|--|--|---|---|-----|---|--|--|--------|-----|---|--|--|---|---|-----|---|--|--|--------|-----|---|--|--|---|---|-----|
| 384551        | 410                           | Halbrundkopfschraube<br>mit Innensechskant und<br>Bund |                    |      |    |    |        |      |  |  |      |   |   |   |   |                               |  |        |        |   |                   |      |   |   |   |   |   |  |        |        |  |   |      |   |   |   |   |   |  |        |     |   |  |      |   |   |     |   |  |  |        |     |   |  |      |   |   |     |   |  |  |        |     |   |  |  |   |   |     |   |  |  |        |     |   |  |  |   |   |     |   |  |  |        |     |   |  |  |   |   |     |
|               | 410                           | DIN-EN-ISO 7380-2<br>M4x12 Edelstahl                   |                    |      |   |   | 384509 | 410  | Halbrundkopfschraube<br>mit Innensechskant und<br>Bund |  |      |    |    | 410   | DIN-EN-ISO 7380-2<br>M4x10 Edelstahl                |                               |  | 2054   | 120    | Haubenhalter hart                                   |                   |      |    |    | 120   | PA6 GF 30 schwarz                                   |   |  | 2053   | 120    | Haubenhalter weich                                 |   |      |   |   | 120   | PA6 GF30 schwarz                          |   |  | 601149 | 120 | HD-Schlauchclip                                     |  |      |  |  | 120 | Schlauchtrommel<br>PA6 rot                          |  |  | 2059   | 114 | Heizschlange Stahl                                  |  | STCK |  |  | 114 | HD/HSC/HDB/HDD                                      |  |  | 3533   | 110 | Hochdruckanschluss<br>Ausgang M22x1,5AG /<br>Ø12mm  |  |  |  |  | 110 | 1.4305<br>Schlauchtrommel 300                       |  |  | 361417 | 406 | Hochdruckpumpe IP                                   |  |  |  |  | 406 | E1B1810 SSR Ø15<br>10l/min 180bar 1450rpm           |  |  | 200003 | 402 | Hochdruckschlauch<br>Gummi-Stahl-Gewebe<br>rot DN08 |  |  |  |  | 402 |
| 384509        | 410                           | Halbrundkopfschraube<br>mit Innensechskant und<br>Bund |                    |      |    |    |        |      |  |  |      |   |   |   |   |                               |  |        |        |   |                   |      |   |   |   |   |   |  |        |        |  |   |      |   |   |   |   |   |  |        |     |   |  |      |   |   |     |   |  |  |        |     |   |  |      |   |   |     |   |  |  |        |     |   |  |  |   |   |     |   |  |  |        |     |   |  |  |   |   |     |   |  |  |        |     |   |  |  |   |   |     |
|               | 410                           | DIN-EN-ISO 7380-2<br>M4x10 Edelstahl                   |                    |      |   |   | 2054   | 120  | Haubenhalter hart                                      |  |      |    |    | 120   | PA6 GF 30 schwarz                                   |                               |  | 2053   | 120    | Haubenhalter weich                                  |                   |      |   |   | 120   | PA6 GF30 schwarz                                    |   |  | 601149 | 120    | HD-Schlauchclip                                    |   |      |  |  | 120   | Schlauchtrommel<br>PA6 rot                |   |  | 2059   | 114 | Heizschlange Stahl                                  |  | STCK |  |  | 114 | HD/HSC/HDB/HDD                                      |  |  | 3533   | 110 | Hochdruckanschluss<br>Ausgang M22x1,5AG /<br>Ø12mm  |  |      |  |  | 110 | 1.4305<br>Schlauchtrommel 300                       |  |  | 361417 | 406 | Hochdruckpumpe IP                                   |  |  |  |  | 406 | E1B1810 SSR Ø15<br>10l/min 180bar 1450rpm           |  |  | 200003 | 402 | Hochdruckschlauch<br>Gummi-Stahl-Gewebe<br>rot DN08 |  |  |  |  | 402 | 315bar 150°C bs HV<br>M22x1,5 es Knickschutz<br>20m |  |  |        |     |   |  |  |   |   |     |
| 2054          | 120                           | Haubenhalter hart                                      |                    |      |    |    |        |      |  |  |      |   |   |   |   |                               |  |        |        |   |                   |      |   |   |   |   |   |  |        |        |  |   |      |   |   |   |   |   |  |        |     |   |  |      |   |   |     |   |  |  |        |     |   |  |      |   |   |     |   |  |  |        |     |   |  |  |   |   |     |   |  |  |        |     |   |  |  |   |   |     |   |  |  |        |     |   |  |  |   |   |     |
|               | 120                           | PA6 GF 30 schwarz                                      |                    |      |   |   | 2053   | 120  | Haubenhalter weich                                     |  |      |   |   | 120   | PA6 GF30 schwarz                                    |                               |  | 601149 | 120    | HD-Schlauchclip                                     |                   |      |  |  | 120   | Schlauchtrommel<br>PA6 rot                          |   |  | 2059   | 114    | Heizschlange Stahl                                 |   | STCK |  |  | 114   | HD/HSC/HDB/HDD                            |   |  | 3533   | 110 | Hochdruckanschluss<br>Ausgang M22x1,5AG /<br>Ø12mm  |  |      |  |  | 110 | 1.4305<br>Schlauchtrommel 300                       |  |  | 361417 | 406 | Hochdruckpumpe IP                                   |  |      |  |  | 406 | E1B1810 SSR Ø15<br>10l/min 180bar 1450rpm           |  |  | 200003 | 402 | Hochdruckschlauch<br>Gummi-Stahl-Gewebe<br>rot DN08 |  |  |  |  | 402 | 315bar 150°C bs HV<br>M22x1,5 es Knickschutz<br>20m |  |  |        |     |   |  |  |   |   |     |   |  |  |        |     |   |  |  |   |   |     |
| 2053          | 120                           | Haubenhalter weich                                     |                    |      |   |   |        |      |  |  |      |   |   |   |   |                               |  |        |        |   |                   |      |   |   |   |   |   |  |        |        |  |   |      |   |   |   |   |   |  |        |     |   |  |      |   |   |     |   |  |  |        |     |   |  |      |   |   |     |   |  |  |        |     |   |  |  |   |   |     |   |  |  |        |     |   |  |  |   |   |     |   |  |  |        |     |   |  |  |   |   |     |
|               | 120                           | PA6 GF30 schwarz                                       |                    |      |   |   | 601149 | 120  | HD-Schlauchclip  |  |      |  |  | 120   | Schlauchtrommel<br>PA6 rot                          |                               |  | 2059   | 114    | Heizschlange Stahl                                  |                   | STCK |  |  | 114   | HD/HSC/HDB/HDD                                      |   |  | 3533   | 110    | Hochdruckanschluss<br>Ausgang M22x1,5AG /<br>Ø12mm |   |      |  |  | 110   | 1.4305<br>Schlauchtrommel 300             |   |  | 361417 | 406 | Hochdruckpumpe IP                                   |  |      |  |  | 406 | E1B1810 SSR Ø15<br>10l/min 180bar 1450rpm           |  |  | 200003 | 402 | Hochdruckschlauch<br>Gummi-Stahl-Gewebe<br>rot DN08 |  |      |  |  | 402 | 315bar 150°C bs HV<br>M22x1,5 es Knickschutz<br>20m |  |  |        |     |   |  |  |   |   |     |   |  |  |        |     |   |  |  |   |   |     |   |  |  |        |     |   |  |  |   |   |     |
| 601149        | 120                           | HD-Schlauchclip  |                    |      |  |  |        |      |  |  |      |   |   |   |   |                               |  |        |        |   |                   |      |   |   |   |   |   |  |        |        |  |   |      |   |   |   |   |   |  |        |     |   |  |      |   |   |     |   |  |  |        |     |   |  |      |   |   |     |   |  |  |        |     |   |  |  |   |   |     |   |  |  |        |     |   |  |  |   |   |     |   |  |  |        |     |   |  |  |   |   |     |
|               | 120                           | Schlauchtrommel<br>PA6 rot                             |                    |      |   |   | 2059   | 114  | Heizschlange Stahl                                     |  | STCK |  |  | 114   | HD/HSC/HDB/HDD                                      |                               |  | 3533   | 110    | Hochdruckanschluss<br>Ausgang M22x1,5AG /<br>Ø12mm  |                   |      |  |  | 110   | 1.4305<br>Schlauchtrommel 300                       |   |  | 361417 | 406    | Hochdruckpumpe IP                                  |   |      |  |  | 406   | E1B1810 SSR Ø15<br>10l/min 180bar 1450rpm |   |  | 200003 | 402 | Hochdruckschlauch<br>Gummi-Stahl-Gewebe<br>rot DN08 |  |      |  |  | 402 | 315bar 150°C bs HV<br>M22x1,5 es Knickschutz<br>20m |  |  |        |     |   |  |      |   |   |     |   |  |  |        |     |   |  |  |   |   |     |   |  |  |        |     |   |  |  |   |   |     |   |  |  |        |     |   |  |  |   |   |     |
| 2059          | 114                           | Heizschlange Stahl                                     |                    | STCK |  |  |        |      |  |  |      |   |   |   |   |                               |  |        |        |   |                   |      |   |   |   |   |   |  |        |        |  |   |      |   |   |   |   |   |  |        |     |   |  |      |   |   |     |   |  |  |        |     |   |  |      |   |   |     |   |  |  |        |     |   |  |  |   |   |     |   |  |  |        |     |   |  |  |   |   |     |   |  |  |        |     |   |  |  |   |   |     |
|               | 114                           | HD/HSC/HDB/HDD   |                    |      |   |   |        | 3533 | 110  | Hochdruckanschluss<br>Ausgang M22x1,5AG /<br>Ø12mm |      |   |  |  | 110   | 1.4305<br>Schlauchtrommel 300 |  |        | 361417 | 406   | Hochdruckpumpe IP |      |   |  |  | 406   | E1B1810 SSR Ø15<br>10l/min 180bar 1450rpm |  |        | 200003 | 402  | Hochdruckschlauch<br>Gummi-Stahl-Gewebe<br>rot DN08 |      |   |  |  | 402                                       | 315bar 150°C bs HV<br>M22x1,5 es Knickschutz<br>20m |  |        |     |   |  |      |   |   |     |   |  |  |        |     |   |  |      |   |   |     |   |  |  |        |     |   |  |  |   |   |     |   |  |  |        |     |   |  |  |   |   |     |   |  |  |        |     |   |  |  |   |   |     |
| 3533          | 110                           | Hochdruckanschluss<br>Ausgang M22x1,5AG /<br>Ø12mm     |                    |      |  |  |        |      |  |  |      |   |   |   |   |                               |  |        |        |   |                   |      |   |   |   |   |   |  |        |        |  |   |      |   |   |   |   |   |  |        |     |   |  |      |   |   |     |   |  |  |        |     |   |  |      |   |   |     |   |  |  |        |     |   |  |  |   |   |     |   |  |  |        |     |   |  |  |   |   |     |   |  |  |        |     |   |  |  |   |   |     |
|               | 110                           | 1.4305<br>Schlauchtrommel 300                          |                    |      |   |   | 361417 | 406  | Hochdruckpumpe IP                                      |  |      |  |  | 406   | E1B1810 SSR Ø15<br>10l/min 180bar 1450rpm           |                               |  | 200003 | 402    | Hochdruckschlauch<br>Gummi-Stahl-Gewebe<br>rot DN08 |                   |      |  |  | 402   | 315bar 150°C bs HV<br>M22x1,5 es Knickschutz<br>20m |   |  |        |        |  |   |      |   |   |   |   |   |  |        |     |   |  |      |   |   |     |   |  |  |        |     |   |  |      |   |   |     |   |  |  |        |     |   |  |  |   |   |     |   |  |  |        |     |   |  |  |   |   |     |   |  |  |        |     |   |  |  |   |   |     |
| 361417        | 406                           | Hochdruckpumpe IP                                      |                    |      |  |  |        |      |  |  |      |   |   |   |   |                               |  |        |        |   |                   |      |   |   |   |   |   |  |        |        |  |   |      |   |   |   |   |   |  |        |     |   |  |      |   |   |     |   |  |  |        |     |   |  |      |   |   |     |   |  |  |        |     |   |  |  |   |   |     |   |  |  |        |     |   |  |  |   |   |     |   |  |  |        |     |   |  |  |   |   |     |
|               | 406                           | E1B1810 SSR Ø15<br>10l/min 180bar 1450rpm              |                    |      |   |   | 200003 | 402  | Hochdruckschlauch<br>Gummi-Stahl-Gewebe<br>rot DN08    |  |      |  |  | 402   | 315bar 150°C bs HV<br>M22x1,5 es Knickschutz<br>20m |                               |  |        |        |   |                   |      |   |   |   |   |   |  |        |        |  |   |      |   |   |   |   |   |  |        |     |   |  |      |   |   |     |   |  |  |        |     |   |  |      |   |   |     |   |  |  |        |     |   |  |  |   |   |     |   |  |  |        |     |   |  |  |   |   |     |   |  |  |        |     |   |  |  |   |   |     |
| 200003        | 402                           | Hochdruckschlauch<br>Gummi-Stahl-Gewebe<br>rot DN08    |                    |      |  |  |        |      |  |  |      |   |   |   |   |                               |  |        |        |   |                   |      |   |   |   |   |   |  |        |        |  |   |      |   |   |   |   |   |  |        |     |   |  |      |   |   |     |   |  |  |        |     |   |  |      |   |   |     |   |  |  |        |     |   |  |  |   |   |     |   |  |  |        |     |   |  |  |   |   |     |   |  |  |        |     |   |  |  |   |   |     |
|               | 402                           | 315bar 150°C bs HV<br>M22x1,5 es Knickschutz<br>20m    |                    |      |   |   |        |      |  |  |      |   |   |   |   |                               |  |        |        |   |                   |      |   |   |   |   |   |  |        |        |  |   |      |   |   |   |   |   |  |        |     |   |  |      |   |   |     |   |  |  |        |     |   |  |      |   |   |     |   |  |  |        |     |   |  |  |   |   |     |   |  |  |        |     |   |  |  |   |   |     |   |  |  |        |     |   |  |  |   |   |     |





























































































| Artikelnummer | Artikelgruppe<br>Rabattgruppe | Bezeichnung   | Verkaufs-<br>preis | VPE  | QR-Code   | Bild  |        |       |   |   |      |   |   |   |   |              |  |        |        |   |   |      |   |   |   |  |   |  |        |        |   |               |      |   |   |   |  |   |  |        |     |   |  |      |   |   |     |  |  |  |        |     |   |  |      |   |   |     |  |  |  |        |     |   |  |      |   |   |     |   |  |  |        |     |   |  |  |   |   |     |   |  |  |        |     |               |  |  |   |   |     |
|---------------|-------------------------------|---|--------------------|------|---|---|--------|-------|---|---|------|---|---|---|---|--------------|--|--------|--------|---|---|------|---|---|---|--|---|--|--------|--------|---|---------------|------|---|---|---|--|---|--|--------|-----|---|--|------|---|---|-----|--|--|--|--------|-----|---|--|------|---|---|-----|--|--|--|--------|-----|---|--|------|---|---|-----|---|--|--|--------|-----|---|--|--|---|---|-----|---|--|--|--------|-----|---------------|--|--|---|---|-----|
| 2956          | 402                           | Hochdruckschlauch<br>Gummi-Stahl-Gewebe<br>rot DN08   |                    |      |    |    |        |       |   |   |      |   |   |   |   |              |  |        |        |   |   |      |   |   |   |  |   |  |        |        |   |               |      |   |   |   |  |   |  |        |     |   |  |      |   |   |     |  |  |  |        |     |   |  |      |   |   |     |  |  |  |        |     |   |  |      |   |   |     |   |  |  |        |     |   |  |  |   |   |     |   |  |  |        |     |               |  |  |   |   |     |
|               | 402                           | 315bar 150°C bs HV<br>M22x1,5/es90° 2m                |                    |      |   |   | 296553 | 402   | Hochdruckschlauch<br>Gummi-Stahl-Gewebe<br>rot DN08 |   |      |    |    | 402   | 315bar 150°C es HV<br>M22x1,5 90°/es<br>M18x1,5 650mm |              |  | 34711  | 402    | Hochdruckschlauch<br>Gummi-Stahl-Gewebe<br>rot DN08 |   |      |    |    | 402   | 315bar 150°C bs DKOL<br>M18x1,5/es90° 450mm      |   |  | 2668   | 121    | Hohlschraube für<br>Schwenkverschraubung          |               |      |   |   | 121   | 12 LR 3/8" verzinkt                              |   |  | 27095  | 410 | Hutmutter, hohe Form                              |  |      |  |  | 410 | DIN 1587 M8 Stahl<br>verzinkt                    |  |  | 202006 | 114 | Innenkessel kompl mit<br>Stahl-Heizschlange       |  | STCK |  |  | 114 | für Heizschlangeneinheit<br>HD-Serie / HDB / HDD |  |  | 2068   | 114 | Innenkessel, DC01,<br>pulverbeschichtet           |  | STCK |  |  | 114 | Heizschlange                                |  |  | 26181  | 107 | Kabel Anschluss 8m<br>H07RN-F 3G1.5<br>schwarz GB |  |  |  |  | 107 |   |  |  | 261000 | 120 | Kabelclip rot |  |  |  |  | 120 |
| 296553        | 402                           | Hochdruckschlauch<br>Gummi-Stahl-Gewebe<br>rot DN08   |                    |      |    |    |        |       |   |   |      |   |   |   |   |              |  |        |        |   |   |      |   |   |   |  |   |  |        |        |   |               |      |   |   |   |  |   |  |        |     |   |  |      |   |   |     |  |  |  |        |     |   |  |      |   |   |     |  |  |  |        |     |   |  |      |   |   |     |   |  |  |        |     |   |  |  |   |   |     |   |  |  |        |     |               |  |  |   |   |     |
|               | 402                           | 315bar 150°C es HV<br>M22x1,5 90°/es<br>M18x1,5 650mm |                    |      |   |   | 34711  | 402   | Hochdruckschlauch<br>Gummi-Stahl-Gewebe<br>rot DN08 |   |      |    |    | 402   | 315bar 150°C bs DKOL<br>M18x1,5/es90° 450mm           |              |  | 2668   | 121    | Hohlschraube für<br>Schwenkverschraubung            |   |      |   |   | 121   | 12 LR 3/8" verzinkt                              |   |  | 27095  | 410    | Hutmutter, hohe Form                              |               |      |  |  | 410   | DIN 1587 M8 Stahl<br>verzinkt                    |   |  | 202006 | 114 | Innenkessel kompl mit<br>Stahl-Heizschlange       |  | STCK |  |  | 114 | für Heizschlangeneinheit<br>HD-Serie / HDB / HDD |  |  | 2068   | 114 | Innenkessel, DC01,<br>pulverbeschichtet           |  | STCK |  |  | 114 | Heizschlange                                     |  |  | 26181  | 107 | Kabel Anschluss 8m<br>H07RN-F 3G1.5<br>schwarz GB |  |      |  |  | 107 |   |  |  | 261000 | 120 | Kabelclip rot                                     |  |  |  |  | 120 | für Anschlusskabel<br>H07RN-F 3x1,5 , 4x1,5 |  |  |        |     |               |  |  |   |   |     |
| 34711         | 402                           | Hochdruckschlauch<br>Gummi-Stahl-Gewebe<br>rot DN08   |                    |      |    |    |        |       |   |   |      |   |   |   |   |              |  |        |        |   |   |      |   |   |   |  |   |  |        |        |   |               |      |   |   |   |  |   |  |        |     |   |  |      |   |   |     |  |  |  |        |     |   |  |      |   |   |     |  |  |  |        |     |   |  |      |   |   |     |   |  |  |        |     |   |  |  |   |   |     |   |  |  |        |     |               |  |  |   |   |     |
|               | 402                           | 315bar 150°C bs DKOL<br>M18x1,5/es90° 450mm           |                    |      |   |   | 2668   | 121   | Hohlschraube für<br>Schwenkverschraubung            |   |      |   |   | 121   | 12 LR 3/8" verzinkt                                   |              |  | 27095  | 410    | Hutmutter, hohe Form                                |   |      |  |  | 410   | DIN 1587 M8 Stahl<br>verzinkt                    |   |  | 202006 | 114    | Innenkessel kompl mit<br>Stahl-Heizschlange       |               | STCK |  |  | 114   | für Heizschlangeneinheit<br>HD-Serie / HDB / HDD |   |  | 2068   | 114 | Innenkessel, DC01,<br>pulverbeschichtet           |  | STCK |  |  | 114 | Heizschlange                                     |  |  | 26181  | 107 | Kabel Anschluss 8m<br>H07RN-F 3G1.5<br>schwarz GB |  |      |  |  | 107 |  |  |  | 261000 | 120 | Kabelclip rot                                     |  |      |  |  | 120 | für Anschlusskabel<br>H07RN-F 3x1,5 , 4x1,5 |  |  |        |     |   |  |  |   |   |     |   |  |  |        |     |               |  |  |   |   |     |
| 2668          | 121                           | Hohlschraube für<br>Schwenkverschraubung              |                    |      |   |   |        |       |   |   |      |   |   |   |   |              |  |        |        |   |   |      |   |   |   |  |   |  |        |        |   |               |      |   |   |   |  |   |  |        |     |   |  |      |   |   |     |  |  |  |        |     |   |  |      |   |   |     |  |  |  |        |     |   |  |      |   |   |     |   |  |  |        |     |   |  |  |   |   |     |   |  |  |        |     |               |  |  |   |   |     |
|               | 121                           | 12 LR 3/8" verzinkt                                   |                    |      |   |   | 27095  | 410   | Hutmutter, hohe Form                                |   |      |  |  | 410   | DIN 1587 M8 Stahl<br>verzinkt                         |              |  | 202006 | 114    | Innenkessel kompl mit<br>Stahl-Heizschlange         |   | STCK |  |  | 114   | für Heizschlangeneinheit<br>HD-Serie / HDB / HDD |   |  | 2068   | 114    | Innenkessel, DC01,<br>pulverbeschichtet           |               | STCK |  |  | 114   | Heizschlange                                     |   |  | 26181  | 107 | Kabel Anschluss 8m<br>H07RN-F 3G1.5<br>schwarz GB |  |      |  |  | 107 |  |  |  | 261000 | 120 | Kabelclip rot                                     |  |      |  |  | 120 | für Anschlusskabel<br>H07RN-F 3x1,5 , 4x1,5      |  |  |        |     |   |  |      |   |   |     |   |  |  |        |     |   |  |  |   |   |     |   |  |  |        |     |               |  |  |   |   |     |
| 27095         | 410                           | Hutmutter, hohe Form                                  |                    |      |  |  |        |       |   |   |      |   |   |   |   |              |  |        |        |   |   |      |   |   |   |  |   |  |        |        |   |               |      |   |   |   |  |   |  |        |     |   |  |      |   |   |     |  |  |  |        |     |   |  |      |   |   |     |  |  |  |        |     |   |  |      |   |   |     |   |  |  |        |     |   |  |  |   |   |     |   |  |  |        |     |               |  |  |   |   |     |
|               | 410                           | DIN 1587 M8 Stahl<br>verzinkt                         |                    |      |   |   | 202006 | 114   | Innenkessel kompl mit<br>Stahl-Heizschlange         |   | STCK |  |  | 114   | für Heizschlangeneinheit<br>HD-Serie / HDB / HDD      |              |  | 2068   | 114    | Innenkessel, DC01,<br>pulverbeschichtet             |   | STCK |  |  | 114   | Heizschlange                                     |   |  | 26181  | 107    | Kabel Anschluss 8m<br>H07RN-F 3G1.5<br>schwarz GB |               |      |  |  | 107   |  |   |  | 261000 | 120 | Kabelclip rot                                     |  |      |  |  | 120 | für Anschlusskabel<br>H07RN-F 3x1,5 , 4x1,5      |  |  |        |     |   |  |      |   |   |     |  |  |  |        |     |   |  |      |   |   |     |   |  |  |        |     |   |  |  |   |   |     |   |  |  |        |     |               |  |  |   |   |     |
| 202006        | 114                           | Innenkessel kompl mit<br>Stahl-Heizschlange           |                    | STCK |  |  |        |       |   |   |      |   |   |   |   |              |  |        |        |   |   |      |   |   |   |  |   |  |        |        |   |               |      |   |   |   |  |   |  |        |     |   |  |      |   |   |     |  |  |  |        |     |   |  |      |   |   |     |  |  |  |        |     |   |  |      |   |   |     |   |  |  |        |     |   |  |  |   |   |     |   |  |  |        |     |               |  |  |   |   |     |
|               | 114                           | für Heizschlangeneinheit<br>HD-Serie / HDB / HDD      |                    |      |   |   |        | 2068  | 114   | Innenkessel, DC01,<br>pulverbeschichtet           |      | STCK  |  |  | 114   | Heizschlange |  |        | 26181  | 107   | Kabel Anschluss 8m<br>H07RN-F 3G1.5<br>schwarz GB |      |   |  |  | 107  |   |  |        | 261000 | 120   | Kabelclip rot |      |   |  |  | 120  | für Anschlusskabel<br>H07RN-F 3x1,5 , 4x1,5 |  |        |     |   |  |      |   |   |     |  |  |  |        |     |   |  |      |   |   |     |  |  |  |        |     |   |  |      |   |   |     |   |  |  |        |     |   |  |  |   |   |     |   |  |  |        |     |               |  |  |   |   |     |
| 2068          | 114                           | Innenkessel, DC01,<br>pulverbeschichtet               |                    | STCK |  |  |        |       |   |   |      |   |   |   |   |              |  |        |        |   |   |      |   |   |   |  |   |  |        |        |   |               |      |   |   |   |  |   |  |        |     |   |  |      |   |   |     |  |  |  |        |     |   |  |      |   |   |     |  |  |  |        |     |   |  |      |   |   |     |   |  |  |        |     |   |  |  |   |   |     |   |  |  |        |     |               |  |  |   |   |     |
|               | 114                           | Heizschlange  |                    |      |   |   |        | 26181 | 107   | Kabel Anschluss 8m<br>H07RN-F 3G1.5<br>schwarz GB |      |   |  |  | 107   |              |  |        | 261000 | 120   | Kabelclip rot                                     |      |   |  |  | 120  | für Anschlusskabel<br>H07RN-F 3x1,5 , 4x1,5 |  |        |        |   |               |      |   |   |   |  |   |  |        |     |   |  |      |   |   |     |  |  |  |        |     |   |  |      |   |   |     |  |  |  |        |     |   |  |      |   |   |     |   |  |  |        |     |   |  |  |   |   |     |   |  |  |        |     |               |  |  |   |   |     |
| 26181         | 107                           | Kabel Anschluss 8m<br>H07RN-F 3G1.5<br>schwarz GB     |                    |      |  |  |        |       |   |   |      |   |   |   |   |              |  |        |        |   |   |      |   |   |   |  |   |  |        |        |   |               |      |   |   |   |  |   |  |        |     |   |  |      |   |   |     |  |  |  |        |     |   |  |      |   |   |     |  |  |  |        |     |   |  |      |   |   |     |   |  |  |        |     |   |  |  |   |   |     |   |  |  |        |     |               |  |  |   |   |     |
|               | 107                           |   |                    |      |   |   | 261000 | 120   | Kabelclip rot                                       |   |      |  |  | 120   | für Anschlusskabel<br>H07RN-F 3x1,5 , 4x1,5           |              |  |        |        |   |   |      |   |   |   |  |   |  |        |        |   |               |      |   |   |   |  |   |  |        |     |   |  |      |   |   |     |  |  |  |        |     |   |  |      |   |   |     |  |  |  |        |     |   |  |      |   |   |     |   |  |  |        |     |   |  |  |   |   |     |   |  |  |        |     |               |  |  |   |   |     |
| 261000        | 120                           | Kabelclip rot   |                    |      |  |  |        |       |   |   |      |   |   |   |   |              |  |        |        |   |   |      |   |   |   |  |   |  |        |        |   |               |      |   |   |   |  |   |  |        |     |   |  |      |   |   |     |  |  |  |        |     |   |  |      |   |   |     |  |  |  |        |     |   |  |      |   |   |     |   |  |  |        |     |   |  |  |   |   |     |   |  |  |        |     |               |  |  |   |   |     |
|               | 120                           | für Anschlusskabel<br>H07RN-F 3x1,5 , 4x1,5           |                    |      |   |   |        |       |   |   |      |   |   |   |   |              |  |        |        |   |   |      |   |   |   |  |   |  |        |        |   |               |      |   |   |   |  |   |  |        |     |   |  |      |   |   |     |  |  |  |        |     |   |  |      |   |   |     |  |  |  |        |     |   |  |      |   |   |     |   |  |  |        |     |   |  |  |   |   |     |   |  |  |        |     |               |  |  |   |   |     |

| Artikelnummer | Artikelgruppe<br>Rabattgruppe | Bezeichnung   | Verkaufs-<br>preis | VPE  | QR-Code   | Bild  |
|---------------|-------------------------------|---|--------------------|------|---|---|
| 580200        | 106<br>106                    | Kabeltülle M16 IP66<br>schwarz  |                    |      |    |    |
| 580200        | 106<br>106                    | Kabeltülle M16 IP66<br>schwarz  |                    |      |    |    |
| 580300        | 106<br>106                    | Kabeltülle M20 IP66<br>schwarz  |                    |      |    |    |
| 5347          | 106<br>106                    | Kabelverschraubung<br>Gegenmutter M20x1,5<br>RAL 9005 schwarz                     |                    |      |   |   |
| 5347          | 106<br>106                    | Kabelverschraubung<br>Gegenmutter M20x1,5<br>RAL 9005 schwarz                     |                    |      |  |  |
| 5346          | 106<br>106                    | Kabelverschraubung<br>PERFECT M16x1, 5<br>KV PA RAL9005<br>schwarz                |                    |      |  |  |
| 5345          | 106<br>106                    | Kabelverschraubung<br>PERFECT M20x1,5<br>KV PA mit Reduzierung<br>RAL9005 schwarz |                    |      |  |  |
| 5345          | 106<br>106                    | Kabelverschraubung<br>PERFECT M20x1,5<br>KV PA mit Reduzierung<br>RAL9005 schwarz |                    |      |  |  |
| 100173        | 450<br>450                    | Kaminabdeckung HD-<br>Serie<br>INOX, GK   |                    | STCK |  |  |

| Artikelnummer | Artikelgruppe<br>Rabattgruppe | Bezeichnung                                     | Verkaufs-<br>preis | VPE | QR-Code   | Bild  |        |     |   |  |  |   |   |     |                                       |  |  |        |     |   |  |  |   |   |     |                                       |  |  |        |     |   |  |  |   |   |     |                                       |  |  |        |     |   |  |  |   |   |     |                                       |  |  |        |     |   |  |  |   |   |     |                                       |  |  |        |     |   |  |  |   |   |     |           |  |  |      |     |   |  |  |   |   |     |  |  |  |      |     |                            |  |  |   |   |     |
|---------------|-------------------------------|---|--------------------|-----|---|---|--------|-----|---|--|--|---|---|-----|---------------------------------------|--|--|--------|-----|---|--|--|---|---|-----|---------------------------------------|--|--|--------|-----|---|--|--|---|---|-----|---------------------------------------|--|--|--------|-----|---|--|--|---|---|-----|---------------------------------------|--|--|--------|-----|---|--|--|---|---|-----|---------------------------------------|--|--|--------|-----|---|--|--|---|---|-----|-----------|--|--|------|-----|---|--|--|---|---|-----|--|--|--|------|-----|----------------------------|--|--|---|---|-----|
| 2267          | 180                           | Kantenschutzprofil PVC<br>mit Metalleinlage     |                    |     |    |    |        |     |   |  |  |   |   |     |                                       |  |  |        |     |   |  |  |   |   |     |                                       |  |  |        |     |   |  |  |   |   |     |                                       |  |  |        |     |   |  |  |   |   |     |                                       |  |  |        |     |   |  |  |   |   |     |                                       |  |  |        |     |   |  |  |   |   |     |           |  |  |      |     |   |  |  |   |   |     |  |  |  |      |     |                            |  |  |   |   |     |
|               | 180                           | schwarz Klemmber. 1,0 -<br>4,5mm                |                    |     |   |   | 263701 | 410 | Kappe Nr. 7 RAL 9005<br>schwarz                 |  |  |    |    | 410 |                                       |  |  | 2335   | 134 | Kappe Schlauchtrommel<br>K30-schwarz            |  |  |    |    | 134 | PVC                                   |  |  | 2940   | 410 | Klemme 1-Ohr 10,0mm<br>GER                      |  |  |   |   | 410 | Spannbereich: 8-9,5mm<br>Edelstahl    |  |  | 2381   | 410 | Klemme 1-Ohr 11,0mm                             |  |  |  |  | 410 | Spannbereich 8,8-<br>10,5mm Edelstahl |  |  | 2381   | 410 | Klemme 1-Ohr 11,0mm                             |  |  |  |  | 410 | Spannbereich 8,8-<br>10,5mm Edelstahl |  |  | 289801 | 410 | Klemme 1-Ohr 11,8mm                             |  |  |  |  | 410 | Edelstahl |  |  | 2010 | 114 | Kupplungsstück schwarz<br>für Brennermotor Aaco |  |  |  |  | 114 |  |  |  | 3739 | 134 | Laufgrad schwarz<br>Ø260mm |  |  |  |  | 134 |
| 263701        | 410                           | Kappe Nr. 7 RAL 9005<br>schwarz                 |                    |     |    |    |        |     |   |  |  |   |   |     |                                       |  |  |        |     |   |  |  |   |   |     |                                       |  |  |        |     |   |  |  |   |   |     |                                       |  |  |        |     |   |  |  |   |   |     |                                       |  |  |        |     |   |  |  |   |   |     |                                       |  |  |        |     |   |  |  |   |   |     |           |  |  |      |     |   |  |  |   |   |     |  |  |  |      |     |                            |  |  |   |   |     |
|               | 410                           |   |                    |     |   |   | 2335   | 134 | Kappe Schlauchtrommel<br>K30-schwarz            |  |  |    |    | 134 | PVC                                   |  |  | 2940   | 410 | Klemme 1-Ohr 10,0mm<br>GER                      |  |  |   |   | 410 | Spannbereich: 8-9,5mm<br>Edelstahl    |  |  | 2381   | 410 | Klemme 1-Ohr 11,0mm                             |  |  |  |  | 410 | Spannbereich 8,8-<br>10,5mm Edelstahl |  |  | 2381   | 410 | Klemme 1-Ohr 11,0mm                             |  |  |  |  | 410 | Spannbereich 8,8-<br>10,5mm Edelstahl |  |  | 289801 | 410 | Klemme 1-Ohr 11,8mm                             |  |  |  |  | 410 | Edelstahl                             |  |  | 2010   | 114 | Kupplungsstück schwarz<br>für Brennermotor Aaco |  |  |  |  | 114 |           |  |  | 3739 | 134 | Laufgrad schwarz<br>Ø260mm                      |  |  |  |  | 134 |  |  |  |      |     |                            |  |  |   |   |     |
| 2335          | 134                           | Kappe Schlauchtrommel<br>K30-schwarz            |                    |     |    |    |        |     |   |  |  |   |   |     |                                       |  |  |        |     |   |  |  |   |   |     |                                       |  |  |        |     |   |  |  |   |   |     |                                       |  |  |        |     |   |  |  |   |   |     |                                       |  |  |        |     |   |  |  |   |   |     |                                       |  |  |        |     |   |  |  |   |   |     |           |  |  |      |     |   |  |  |   |   |     |  |  |  |      |     |                            |  |  |   |   |     |
|               | 134                           | PVC   |                    |     |   |   | 2940   | 410 | Klemme 1-Ohr 10,0mm<br>GER                      |  |  |   |   | 410 | Spannbereich: 8-9,5mm<br>Edelstahl    |  |  | 2381   | 410 | Klemme 1-Ohr 11,0mm                             |  |  |  |  | 410 | Spannbereich 8,8-<br>10,5mm Edelstahl |  |  | 2381   | 410 | Klemme 1-Ohr 11,0mm                             |  |  |  |  | 410 | Spannbereich 8,8-<br>10,5mm Edelstahl |  |  | 289801 | 410 | Klemme 1-Ohr 11,8mm                             |  |  |  |  | 410 | Edelstahl                             |  |  | 2010   | 114 | Kupplungsstück schwarz<br>für Brennermotor Aaco |  |  |  |  | 114 |                                       |  |  | 3739   | 134 | Laufgrad schwarz<br>Ø260mm                      |  |  |  |  | 134 |           |  |  |      |     |   |  |  |   |   |     |  |  |  |      |     |                            |  |  |   |   |     |
| 2940          | 410                           | Klemme 1-Ohr 10,0mm<br>GER                      |                    |     |   |   |        |     |   |  |  |   |   |     |                                       |  |  |        |     |   |  |  |   |   |     |                                       |  |  |        |     |   |  |  |   |   |     |                                       |  |  |        |     |   |  |  |   |   |     |                                       |  |  |        |     |   |  |  |   |   |     |                                       |  |  |        |     |   |  |  |   |   |     |           |  |  |      |     |   |  |  |   |   |     |  |  |  |      |     |                            |  |  |   |   |     |
|               | 410                           | Spannbereich: 8-9,5mm<br>Edelstahl              |                    |     |   |   | 2381   | 410 | Klemme 1-Ohr 11,0mm                             |  |  |  |  | 410 | Spannbereich 8,8-<br>10,5mm Edelstahl |  |  | 2381   | 410 | Klemme 1-Ohr 11,0mm                             |  |  |  |  | 410 | Spannbereich 8,8-<br>10,5mm Edelstahl |  |  | 289801 | 410 | Klemme 1-Ohr 11,8mm                             |  |  |  |  | 410 | Edelstahl                             |  |  | 2010   | 114 | Kupplungsstück schwarz<br>für Brennermotor Aaco |  |  |  |  | 114 |                                       |  |  | 3739   | 134 | Laufgrad schwarz<br>Ø260mm                      |  |  |  |  | 134 |                                       |  |  |        |     |   |  |  |   |   |     |           |  |  |      |     |   |  |  |   |   |     |  |  |  |      |     |                            |  |  |   |   |     |
| 2381          | 410                           | Klemme 1-Ohr 11,0mm                             |                    |     |  |  |        |     |   |  |  |   |   |     |                                       |  |  |        |     |   |  |  |   |   |     |                                       |  |  |        |     |   |  |  |   |   |     |                                       |  |  |        |     |   |  |  |   |   |     |                                       |  |  |        |     |   |  |  |   |   |     |                                       |  |  |        |     |   |  |  |   |   |     |           |  |  |      |     |   |  |  |   |   |     |  |  |  |      |     |                            |  |  |   |   |     |
|               | 410                           | Spannbereich 8,8-<br>10,5mm Edelstahl           |                    |     |   |   | 2381   | 410 | Klemme 1-Ohr 11,0mm                             |  |  |  |  | 410 | Spannbereich 8,8-<br>10,5mm Edelstahl |  |  | 289801 | 410 | Klemme 1-Ohr 11,8mm                             |  |  |  |  | 410 | Edelstahl                             |  |  | 2010   | 114 | Kupplungsstück schwarz<br>für Brennermotor Aaco |  |  |  |  | 114 |                                       |  |  | 3739   | 134 | Laufgrad schwarz<br>Ø260mm                      |  |  |  |  | 134 |                                       |  |  |        |     |   |  |  |   |   |     |                                       |  |  |        |     |   |  |  |   |   |     |           |  |  |      |     |   |  |  |   |   |     |  |  |  |      |     |                            |  |  |   |   |     |
| 2381          | 410                           | Klemme 1-Ohr 11,0mm                             |                    |     |  |  |        |     |   |  |  |   |   |     |                                       |  |  |        |     |   |  |  |   |   |     |                                       |  |  |        |     |   |  |  |   |   |     |                                       |  |  |        |     |   |  |  |   |   |     |                                       |  |  |        |     |   |  |  |   |   |     |                                       |  |  |        |     |   |  |  |   |   |     |           |  |  |      |     |   |  |  |   |   |     |  |  |  |      |     |                            |  |  |   |   |     |
|               | 410                           | Spannbereich 8,8-<br>10,5mm Edelstahl           |                    |     |   |   | 289801 | 410 | Klemme 1-Ohr 11,8mm                             |  |  |  |  | 410 | Edelstahl                             |  |  | 2010   | 114 | Kupplungsstück schwarz<br>für Brennermotor Aaco |  |  |  |  | 114 |                                       |  |  | 3739   | 134 | Laufgrad schwarz<br>Ø260mm                      |  |  |  |  | 134 |                                       |  |  |        |     |   |  |  |   |   |     |                                       |  |  |        |     |   |  |  |   |   |     |                                       |  |  |        |     |   |  |  |   |   |     |           |  |  |      |     |   |  |  |   |   |     |  |  |  |      |     |                            |  |  |   |   |     |
| 289801        | 410                           | Klemme 1-Ohr 11,8mm                             |                    |     |  |  |        |     |   |  |  |   |   |     |                                       |  |  |        |     |   |  |  |   |   |     |                                       |  |  |        |     |   |  |  |   |   |     |                                       |  |  |        |     |   |  |  |   |   |     |                                       |  |  |        |     |   |  |  |   |   |     |                                       |  |  |        |     |   |  |  |   |   |     |           |  |  |      |     |   |  |  |   |   |     |  |  |  |      |     |                            |  |  |   |   |     |
|               | 410                           | Edelstahl                                       |                    |     |   |   | 2010   | 114 | Kupplungsstück schwarz<br>für Brennermotor Aaco |  |  |  |  | 114 |                                       |  |  | 3739   | 134 | Laufgrad schwarz<br>Ø260mm                      |  |  |  |  | 134 |                                       |  |  |        |     |   |  |  |   |   |     |                                       |  |  |        |     |   |  |  |   |   |     |                                       |  |  |        |     |   |  |  |   |   |     |                                       |  |  |        |     |   |  |  |   |   |     |           |  |  |      |     |   |  |  |   |   |     |  |  |  |      |     |                            |  |  |   |   |     |
| 2010          | 114                           | Kupplungsstück schwarz<br>für Brennermotor Aaco |                    |     |  |  |        |     |   |  |  |   |   |     |                                       |  |  |        |     |   |  |  |   |   |     |                                       |  |  |        |     |   |  |  |   |   |     |                                       |  |  |        |     |   |  |  |   |   |     |                                       |  |  |        |     |   |  |  |   |   |     |                                       |  |  |        |     |   |  |  |   |   |     |           |  |  |      |     |   |  |  |   |   |     |  |  |  |      |     |                            |  |  |   |   |     |
|               | 114                           |   |                    |     |   |   | 3739   | 134 | Laufgrad schwarz<br>Ø260mm                      |  |  |  |  | 134 |                                       |  |  |        |     |   |  |  |   |   |     |                                       |  |  |        |     |   |  |  |   |   |     |                                       |  |  |        |     |   |  |  |   |   |     |                                       |  |  |        |     |   |  |  |   |   |     |                                       |  |  |        |     |   |  |  |   |   |     |           |  |  |      |     |   |  |  |   |   |     |  |  |  |      |     |                            |  |  |   |   |     |
| 3739          | 134                           | Laufgrad schwarz<br>Ø260mm                      |                    |     |  |  |        |     |   |  |  |   |   |     |                                       |  |  |        |     |   |  |  |   |   |     |                                       |  |  |        |     |   |  |  |   |   |     |                                       |  |  |        |     |   |  |  |   |   |     |                                       |  |  |        |     |   |  |  |   |   |     |                                       |  |  |        |     |   |  |  |   |   |     |           |  |  |      |     |   |  |  |   |   |     |  |  |  |      |     |                            |  |  |   |   |     |
|               | 134                           |   |                    |     |   |   |        |     |   |  |  |   |   |     |                                       |  |  |        |     |   |  |  |   |   |     |                                       |  |  |        |     |   |  |  |   |   |     |                                       |  |  |        |     |   |  |  |   |   |     |                                       |  |  |        |     |   |  |  |   |   |     |                                       |  |  |        |     |   |  |  |   |   |     |           |  |  |      |     |   |  |  |   |   |     |  |  |  |      |     |                            |  |  |   |   |     |

| Artikelnummer | Artikelgruppe<br>Rabattgruppe | Bezeichnung  | Verkaufs-<br>preis | VPE | QR-Code   | Bild  |
|---------------|-------------------------------|--|--------------------|-----|---|---|
| 2637          | 410                           | Linsen-Blechschrabe C<br>-H                            |                    |     |    |    |
|               | 410                           | DIN 7981 DIN-EN-ISO<br>7049 M3,9x9,5 Stahl<br>verzinkt |                    |     |   |   |
| 3669          | 410                           | Linsen-Blechschrabe C<br>-H                            |                    |     |    |    |
|               | 410                           | DIN 7981 DIN-EN-ISO<br>7049 M2,9x9,5 Stahl<br>verzinkt |                    |     |   |   |
| 3551          | 410                           | Linsen-Blechschrabe F<br>-H                            |                    |     |    |    |
|               | 410                           | DIN 7981 DIN-EN-ISO<br>7049 M4,2x16 Stahl<br>verzinkt  |                    |     |   |   |
| 38617         | 410                           | Linsenschraube 4.8 mit<br>Kreuzschlitz                 |                    |     |   |   |
|               | 410                           | DIN 7985 DIN-EN-ISO<br>7045 M3x6 Stahl<br>verzinkt     |                    |     |   |   |
| 518301        | 410                           | Linsenschraube 4.8 mit<br>Kreuzschlitz                 |                    |     |  |  |
|               | 410                           | DIN 7985 DIN-EN-ISO<br>7045 M3x12 Edelstahl            |                    |     |   |   |
| 5183          | 410                           | Linsenschraube 4.8 mit<br>Kreuzschlitz                 |                    |     |  |  |
|               | 410                           | DIN 7985 DIN-EN-ISO<br>7045 M4x6 Stahl<br>verzinkt     |                    |     |   |   |
| 5183          | 410                           | Linsenschraube 4.8 mit<br>Kreuzschlitz                 |                    |     |  |  |
|               | 410                           | DIN 7985 DIN-EN-ISO<br>7045 M4x6 Stahl<br>verzinkt     |                    |     |   |   |
| 38891         | 410                           | Linsenschraube mit<br>Kreuzschlitz                     |                    |     |  |  |
|               | 410                           | DIN 966 DIN-EN-ISO<br>7047 M5x16 Stahl<br>verzinkt     |                    |     |   |   |
| 2009          | 114                           | Lüfterrad  |                    |     |  |  |
|               | 114                           | Ø133x62mm  |                    |     |   |   |

| Artikelnummer | Artikelgruppe<br>Rabattgruppe | Bezeichnung   | Verkaufs-<br>preis | VPE | QR-Code   | Bild  |        |     |   |  |  |   |   |     |   |  |  |        |     |   |  |  |   |   |     |  |  |  |        |     |   |  |  |   |   |     |  |  |  |        |     |   |  |  |   |   |     |  |  |  |        |     |  |  |  |   |   |     |                                 |  |  |        |     |  |  |  |   |   |     |                                 |  |  |        |     |  |  |  |   |   |     |                          |  |  |        |     |  |  |  |   |   |     |
|---------------|-------------------------------|---|--------------------|-----|---|---|--------|-----|---|--|--|---|---|-----|---|--|--|--------|-----|---|--|--|---|---|-----|--|--|--|--------|-----|---|--|--|---|---|-----|--|--|--|--------|-----|---|--|--|---|---|-----|--|--|--|--------|-----|--|--|--|---|---|-----|---------------------------------|--|--|--------|-----|--|--|--|---|---|-----|---------------------------------|--|--|--------|-----|--|--|--|---|---|-----|--------------------------|--|--|--------|-----|--|--|--|---|---|-----|
| 300913        | 014                           | Manometer 0-16bar gly.<br>Ø40 1/8"AG                  |                    |     |    |    |        |     |   |  |  |   |   |     |   |  |  |        |     |   |  |  |   |   |     |  |  |  |        |     |   |  |  |   |   |     |  |  |  |        |     |   |  |  |   |   |     |  |  |  |        |     |  |  |  |   |   |     |                                 |  |  |        |     |  |  |  |   |   |     |                                 |  |  |        |     |  |  |  |   |   |     |                          |  |  |        |     |  |  |  |   |   |     |
|               | 014                           | Anschluss rückseitig<br>zentrisch, PVC-Gehäuse        |                    |     |   |   | 201305 | 014 | Manometer 0-250bar<br>gly. Ø50 1/4"AG                 |  |  |    |    | 014 | Anschluss rückseitig<br>zentrisch, INOX-<br>Gehäuse |  |  | 2085   | 121 | Manometer<br>Anschlussverschraubun<br>g               |  |  |    |    | 121 | MAV-6LRomD mit<br>Dichtkantenring              |  |  | 5837   | 184 | Membran-<br>Durchführungstülle<br>39x50x57mm          |  |  |   |   | 184 | DG M50 schwarz<br>ungelocht                    |  |  | 528600 | 402 | Messschlauch Gummi-<br>Textilgeflecht schwarz<br>DN02 |  |  |  |  | 402 | 400bar 100°C bs DKO<br>06L 470mm einseitig 90° |  |  | 214509 | 108 | Motorschutzschalter 1-<br>polig 15,5A            |  |  |  |  | 108 |                                 |  |  | 2998   | 110 | Nippel HD-Anschluss<br>M22x1.5/M18x1.5 AG        |  |  |  |  | 110 | Länge 47mm, Edelstahl<br>1.4305 |  |  | 110005 | 114 | Ölbrenner 230V/50Hz<br>MV-AC24V<br>46kW@1,1gph-B |  |  |  |  | 114 | SS75/28<br>HD523/623/640 |  |  | 206503 | 110 | Ölrohr 10x3,25x230mm<br>lang, Bohrung Ø4mm |  |  |  |  | 110 |
| 201305        | 014                           | Manometer 0-250bar<br>gly. Ø50 1/4"AG                 |                    |     |    |    |        |     |   |  |  |   |   |     |   |  |  |        |     |   |  |  |   |   |     |  |  |  |        |     |   |  |  |   |   |     |  |  |  |        |     |   |  |  |   |   |     |  |  |  |        |     |  |  |  |   |   |     |                                 |  |  |        |     |  |  |  |   |   |     |                                 |  |  |        |     |  |  |  |   |   |     |                          |  |  |        |     |  |  |  |   |   |     |
|               | 014                           | Anschluss rückseitig<br>zentrisch, INOX-<br>Gehäuse   |                    |     |   |   | 2085   | 121 | Manometer<br>Anschlussverschraubun<br>g               |  |  |    |    | 121 | MAV-6LRomD mit<br>Dichtkantenring                   |  |  | 5837   | 184 | Membran-<br>Durchführungstülle<br>39x50x57mm          |  |  |   |   | 184 | DG M50 schwarz<br>ungelocht                    |  |  | 528600 | 402 | Messschlauch Gummi-<br>Textilgeflecht schwarz<br>DN02 |  |  |  |  | 402 | 400bar 100°C bs DKO<br>06L 470mm einseitig 90° |  |  | 214509 | 108 | Motorschutzschalter 1-<br>polig 15,5A                 |  |  |  |  | 108 |  |  |  | 2998   | 110 | Nippel HD-Anschluss<br>M22x1.5/M18x1.5 AG        |  |  |  |  | 110 | Länge 47mm, Edelstahl<br>1.4305 |  |  | 110005 | 114 | Ölbrenner 230V/50Hz<br>MV-AC24V<br>46kW@1,1gph-B |  |  |  |  | 114 | SS75/28<br>HD523/623/640        |  |  | 206503 | 110 | Ölrohr 10x3,25x230mm<br>lang, Bohrung Ø4mm       |  |  |  |  | 110 | Stahl 1.0308             |  |  |        |     |  |  |  |   |   |     |
| 2085          | 121                           | Manometer<br>Anschlussverschraubun<br>g               |                    |     |    |    |        |     |   |  |  |   |   |     |   |  |  |        |     |   |  |  |   |   |     |  |  |  |        |     |   |  |  |   |   |     |  |  |  |        |     |   |  |  |   |   |     |  |  |  |        |     |  |  |  |   |   |     |                                 |  |  |        |     |  |  |  |   |   |     |                                 |  |  |        |     |  |  |  |   |   |     |                          |  |  |        |     |  |  |  |   |   |     |
|               | 121                           | MAV-6LRomD mit<br>Dichtkantenring                     |                    |     |   |   | 5837   | 184 | Membran-<br>Durchführungstülle<br>39x50x57mm          |  |  |   |   | 184 | DG M50 schwarz<br>ungelocht                         |  |  | 528600 | 402 | Messschlauch Gummi-<br>Textilgeflecht schwarz<br>DN02 |  |  |  |  | 402 | 400bar 100°C bs DKO<br>06L 470mm einseitig 90° |  |  | 214509 | 108 | Motorschutzschalter 1-<br>polig 15,5A                 |  |  |  |  | 108 |  |  |  | 2998   | 110 | Nippel HD-Anschluss<br>M22x1.5/M18x1.5 AG             |  |  |  |  | 110 | Länge 47mm, Edelstahl<br>1.4305                |  |  | 110005 | 114 | Ölbrenner 230V/50Hz<br>MV-AC24V<br>46kW@1,1gph-B |  |  |  |  | 114 | SS75/28<br>HD523/623/640        |  |  | 206503 | 110 | Ölrohr 10x3,25x230mm<br>lang, Bohrung Ø4mm       |  |  |  |  | 110 | Stahl 1.0308                    |  |  |        |     |  |  |  |   |   |     |                          |  |  |        |     |  |  |  |   |   |     |
| 5837          | 184                           | Membran-<br>Durchführungstülle<br>39x50x57mm          |                    |     |   |   |        |     |   |  |  |   |   |     |   |  |  |        |     |   |  |  |   |   |     |  |  |  |        |     |   |  |  |   |   |     |  |  |  |        |     |   |  |  |   |   |     |  |  |  |        |     |  |  |  |   |   |     |                                 |  |  |        |     |  |  |  |   |   |     |                                 |  |  |        |     |  |  |  |   |   |     |                          |  |  |        |     |  |  |  |   |   |     |
|               | 184                           | DG M50 schwarz<br>ungelocht                           |                    |     |   |   | 528600 | 402 | Messschlauch Gummi-<br>Textilgeflecht schwarz<br>DN02 |  |  |  |  | 402 | 400bar 100°C bs DKO<br>06L 470mm einseitig 90°      |  |  | 214509 | 108 | Motorschutzschalter 1-<br>polig 15,5A                 |  |  |  |  | 108 |  |  |  | 2998   | 110 | Nippel HD-Anschluss<br>M22x1.5/M18x1.5 AG             |  |  |  |  | 110 | Länge 47mm, Edelstahl<br>1.4305                |  |  | 110005 | 114 | Ölbrenner 230V/50Hz<br>MV-AC24V<br>46kW@1,1gph-B      |  |  |  |  | 114 | SS75/28<br>HD523/623/640                       |  |  | 206503 | 110 | Ölrohr 10x3,25x230mm<br>lang, Bohrung Ø4mm       |  |  |  |  | 110 | Stahl 1.0308                    |  |  |        |     |  |  |  |   |   |     |                                 |  |  |        |     |  |  |  |   |   |     |                          |  |  |        |     |  |  |  |   |   |     |
| 528600        | 402                           | Messschlauch Gummi-<br>Textilgeflecht schwarz<br>DN02 |                    |     |  |  |        |     |   |  |  |   |   |     |   |  |  |        |     |   |  |  |   |   |     |  |  |  |        |     |   |  |  |   |   |     |  |  |  |        |     |   |  |  |   |   |     |  |  |  |        |     |  |  |  |   |   |     |                                 |  |  |        |     |  |  |  |   |   |     |                                 |  |  |        |     |  |  |  |   |   |     |                          |  |  |        |     |  |  |  |   |   |     |
|               | 402                           | 400bar 100°C bs DKO<br>06L 470mm einseitig 90°        |                    |     |   |   | 214509 | 108 | Motorschutzschalter 1-<br>polig 15,5A                 |  |  |  |  | 108 |   |  |  | 2998   | 110 | Nippel HD-Anschluss<br>M22x1.5/M18x1.5 AG             |  |  |  |  | 110 | Länge 47mm, Edelstahl<br>1.4305                |  |  | 110005 | 114 | Ölbrenner 230V/50Hz<br>MV-AC24V<br>46kW@1,1gph-B      |  |  |  |  | 114 | SS75/28<br>HD523/623/640                       |  |  | 206503 | 110 | Ölrohr 10x3,25x230mm<br>lang, Bohrung Ø4mm            |  |  |  |  | 110 | Stahl 1.0308                                   |  |  |        |     |  |  |  |   |   |     |                                 |  |  |        |     |  |  |  |   |   |     |                                 |  |  |        |     |  |  |  |   |   |     |                          |  |  |        |     |  |  |  |   |   |     |
| 214509        | 108                           | Motorschutzschalter 1-<br>polig 15,5A                 |                    |     |  |  |        |     |   |  |  |   |   |     |   |  |  |        |     |   |  |  |   |   |     |  |  |  |        |     |   |  |  |   |   |     |  |  |  |        |     |   |  |  |   |   |     |  |  |  |        |     |  |  |  |   |   |     |                                 |  |  |        |     |  |  |  |   |   |     |                                 |  |  |        |     |  |  |  |   |   |     |                          |  |  |        |     |  |  |  |   |   |     |
|               | 108                           |   |                    |     |   |   | 2998   | 110 | Nippel HD-Anschluss<br>M22x1.5/M18x1.5 AG             |  |  |  |  | 110 | Länge 47mm, Edelstahl<br>1.4305                     |  |  | 110005 | 114 | Ölbrenner 230V/50Hz<br>MV-AC24V<br>46kW@1,1gph-B      |  |  |  |  | 114 | SS75/28<br>HD523/623/640                       |  |  | 206503 | 110 | Ölrohr 10x3,25x230mm<br>lang, Bohrung Ø4mm            |  |  |  |  | 110 | Stahl 1.0308                                   |  |  |        |     |   |  |  |   |   |     |  |  |  |        |     |  |  |  |   |   |     |                                 |  |  |        |     |  |  |  |   |   |     |                                 |  |  |        |     |  |  |  |   |   |     |                          |  |  |        |     |  |  |  |   |   |     |
| 2998          | 110                           | Nippel HD-Anschluss<br>M22x1.5/M18x1.5 AG             |                    |     |  |  |        |     |   |  |  |   |   |     |   |  |  |        |     |   |  |  |   |   |     |  |  |  |        |     |   |  |  |   |   |     |  |  |  |        |     |   |  |  |   |   |     |  |  |  |        |     |  |  |  |   |   |     |                                 |  |  |        |     |  |  |  |   |   |     |                                 |  |  |        |     |  |  |  |   |   |     |                          |  |  |        |     |  |  |  |   |   |     |
|               | 110                           | Länge 47mm, Edelstahl<br>1.4305                       |                    |     |   |   | 110005 | 114 | Ölbrenner 230V/50Hz<br>MV-AC24V<br>46kW@1,1gph-B      |  |  |  |  | 114 | SS75/28<br>HD523/623/640                            |  |  | 206503 | 110 | Ölrohr 10x3,25x230mm<br>lang, Bohrung Ø4mm            |  |  |  |  | 110 | Stahl 1.0308                                   |  |  |        |     |   |  |  |   |   |     |  |  |  |        |     |   |  |  |   |   |     |  |  |  |        |     |  |  |  |   |   |     |                                 |  |  |        |     |  |  |  |   |   |     |                                 |  |  |        |     |  |  |  |   |   |     |                          |  |  |        |     |  |  |  |   |   |     |
| 110005        | 114                           | Ölbrenner 230V/50Hz<br>MV-AC24V<br>46kW@1,1gph-B      |                    |     |  |  |        |     |   |  |  |   |   |     |   |  |  |        |     |   |  |  |   |   |     |  |  |  |        |     |   |  |  |   |   |     |  |  |  |        |     |   |  |  |   |   |     |  |  |  |        |     |  |  |  |   |   |     |                                 |  |  |        |     |  |  |  |   |   |     |                                 |  |  |        |     |  |  |  |   |   |     |                          |  |  |        |     |  |  |  |   |   |     |
|               | 114                           | SS75/28<br>HD523/623/640                              |                    |     |   |   | 206503 | 110 | Ölrohr 10x3,25x230mm<br>lang, Bohrung Ø4mm            |  |  |  |  | 110 | Stahl 1.0308  |  |  |        |     |   |  |  |   |   |     |  |  |  |        |     |   |  |  |   |   |     |  |  |  |        |     |   |  |  |   |   |     |  |  |  |        |     |  |  |  |   |   |     |                                 |  |  |        |     |  |  |  |   |   |     |                                 |  |  |        |     |  |  |  |   |   |     |                          |  |  |        |     |  |  |  |   |   |     |
| 206503        | 110                           | Ölrohr 10x3,25x230mm<br>lang, Bohrung Ø4mm            |                    |     |  |  |        |     |   |  |  |   |   |     |   |  |  |        |     |   |  |  |   |   |     |  |  |  |        |     |   |  |  |   |   |     |  |  |  |        |     |   |  |  |   |   |     |  |  |  |        |     |  |  |  |   |   |     |                                 |  |  |        |     |  |  |  |   |   |     |                                 |  |  |        |     |  |  |  |   |   |     |                          |  |  |        |     |  |  |  |   |   |     |
|               | 110                           | Stahl 1.0308  |                    |     |   |   |        |     |   |  |  |   |   |     |   |  |  |        |     |   |  |  |   |   |     |  |  |  |        |     |   |  |  |   |   |     |  |  |  |        |     |   |  |  |   |   |     |  |  |  |        |     |  |  |  |   |   |     |                                 |  |  |        |     |  |  |  |   |   |     |                                 |  |  |        |     |  |  |  |   |   |     |                          |  |  |        |     |  |  |  |   |   |     |

| Artikelnummer | Artikelgruppe<br>Rabattgruppe | Bezeichnung   | Verkaufs-<br>preis | VPE  | QR-Code   | Bild  |
|---------------|-------------------------------|---|--------------------|------|---|---|
| 5769          | 184<br>184                    | O-Ring 350x3 NBR70  |                    |      |    |    |
| 2508          | 184<br>184                    | O-Ring<br>Schalterabdeckung<br>100x3 N70B100N   |                    |      |    |    |
| 3503          | 120<br>120                    | Pistolenhalter kurz<br>horizontale Befestigung<br>PA6 rot                                     |                    |      |    |    |
| 2352          | 403<br>403                    | Polyamidrohr-Schlauch<br>natur 12PH DIN73378<br>4x6mm<br>-40°C/+100°C<br>(Brennstoffschlauch) |                    |      |   |   |
| 2352          | 403<br>403                    | Polyamidrohr-Schlauch<br>natur 12PH DIN73378<br>4x6mm<br>-40°C/+100°C<br>(Brennstoffschlauch) |                    |      |  |  |
| 207901        | 403<br>403                    | PVC-Schlauch mit<br>Gewebe transparent<br>12,5x18,5mm<br>15bar -20°C/+65°C                    |                    |      |  |  |
| 5802          | 403<br>403                    | PVC-Schlauch mit<br>Gewebe transparent<br>19x27mm<br>11bar BD33bar -20°C/+<br>65°C            |                    |      |  |  |
| 2057011       | 403<br>403                    | PVC-Schlauch<br>transparent 6x9mm<br>7,0bar -20°C/+65°C                                       |                    | mtr. |  |  |
| 373901        | 134<br>134                    | Radblende rot Ø260mm  |                    |      |  |  |






























| Artikelnummer | Artikelgruppe<br>Rabattgruppe | Bezeichnung   | Verkaufs-<br>preis | VPE  | QR-Code   | Bild  |
|---------------|-------------------------------|---|--------------------|------|---|---|
| 20480905      | 120                           | Radbremse<br>Bremsbacken                                  |                    |      |    |    |
|               | 120                           | PA6 GF30 schwarz  |                    |      |   |   |
| 20480903      | 120                           | Radbremse<br>Bremsbackenchassis                           |                    |      |    |    |
|               | 120                           | PP grau   |                    |      |   |   |
| 110034        | 134                           | Radbremse<br>Bremsbacken-Einheit                          |                    |      |    |    |
|               | 134                           |   |                    |      |   |   |
| 20480904      | 120                           | Radbremse Gleitscheibe                                    |                    |      |   |   |
|               | 120                           | PP schwarz  |                    |      |   |   |
| 20480902      | 120                           | Radbremse<br>Schraubdübel                                 |                    |      |  |  |
|               | 120                           | PA6 GF30 schwarz  |                    |      |   |   |
| 20480906      | 120                           | Radbremse<br>Zahnkranztrommel                             |                    |      |  |  |
|               | 120                           | PA6 GF30 schwarz  |                    |      |   |   |
| 20480901      | 120                           | Radbremse-Kappe<br>Ø260mm                                 |                    |      |  |  |
|               | 120                           | ABS rot   |                    |      |   |   |
| 538511        | 404                           | Rohrbogen Ø20x1,5,<br>147,55mm 1.4571                     |                    |      |  |  |
|               | 404                           | es gebördelt, as<br>gebogen                               |                    |      |   |   |
| 204812        | 134<br>134                    | Rohrrahmen Griffstück<br>HD/HDE-Serie<br>Stahl PB-RAL7016 |                    | STCK |  |  |

| Artikelnummer | Artikelgruppe<br>Rabattgruppe | Bezeichnung  | Verkaufs-<br>preis | VPE | QR-Code   | Bild  |
|---------------|-------------------------------|--|--------------------|-----|---|---|
| 104801        | 134<br>134                    | Rohrrahmen Horn<br>HD/HDE-Serie<br>Stahl beschichtet                         |                    |     |    |    |
| 361604        | 412<br>412                    | Rotordüse TN03DB S04<br>1/4"IG<br>max. 200bar@14l/min                        |                    |     |    |    |
| 389168        | 110<br>110                    | Sauginjektor Bohrung<br>Ø7,5mm, 16l/min                                      |                    |     |    |    |
| 3514          | 134<br>134                    | Saugkorb ohne<br>Fußventil 1/2" AG<br>Typ 101P                               |                    |     |   |   |
| 38916         | 134<br>134                    | Saugschlauchanschluss<br>mit Chemieinjektor<br>1/2"AG / 19mm Messing<br>MS58 |                    |     |  |  |
| 3738          | 110<br>110                    | Saugtülle R3/4" DN19<br>für Schwimmerkasten                                  |                    |     |  |  |
| 25091         | 120<br>120                    | Schalter Abdeckung Ein-<br>Aus 1-Loch 20,5mm<br>PA6 GF30 schwarz             |                    |     |  |  |
| 204612        | 108<br>108                    | Schalter V2N HG10-F35<br>-X-XG9<br>EIN-AUS 0-1-2<br>Gerät/Heizung HD         |                    |     |  |  |
| 300010        | 120<br>120                    | Schalterabdeckung-<br>Einheit  |                    |     |  |  |





















| Artikelnummer | Artikelgruppe<br>Rabattgruppe | Bezeichnung                               | Verkaufs-<br>preis | VPE | QR-Code   | Bild  |       |     |   |  |  |   |   |     |                                     |  |  |       |     |   |  |  |   |   |     |                                     |  |  |       |     |   |  |  |   |   |     |                                     |  |  |       |     |   |  |  |   |   |     |                                     |  |  |       |     |   |  |  |   |   |     |                                     |  |  |      |     |   |  |  |   |   |     |                                    |  |  |      |     |   |  |  |   |   |     |                                    |  |  |      |     |   |  |  |   |   |     |
|---------------|-------------------------------|---|--------------------|-----|---|---|-------|-----|---|--|--|---|---|-----|-------------------------------------|--|--|-------|-----|---|--|--|---|---|-----|-------------------------------------|--|--|-------|-----|---|--|--|---|---|-----|-------------------------------------|--|--|-------|-----|---|--|--|---|---|-----|-------------------------------------|--|--|-------|-----|---|--|--|---|---|-----|-------------------------------------|--|--|------|-----|---|--|--|---|---|-----|------------------------------------|--|--|------|-----|---|--|--|---|---|-----|------------------------------------|--|--|------|-----|---|--|--|---|---|-----|
| 5787          | 120                           | Schaltkasten Elektro<br>430x190x100mm     |                    |     |    |    |       |     |   |  |  |   |   |     |                                     |  |  |       |     |   |  |  |   |   |     |                                     |  |  |       |     |   |  |  |   |   |     |                                     |  |  |       |     |   |  |  |   |   |     |                                     |  |  |       |     |   |  |  |   |   |     |                                     |  |  |      |     |   |  |  |   |   |     |                                    |  |  |      |     |   |  |  |   |   |     |                                    |  |  |      |     |   |  |  |   |   |     |
|               | 120                           | PP Talkum rot                             |                    |     |   |   | 38711 | 410 | Scheibe DIN 9021 DIN-<br>EN-ISO 7093      |  |  |    |    | 410 | Ø1=8,4mm Ø2=24mm<br>Edelstahl       |  |  | 3918  | 410 | Scheibe DIN 9021 DIN-<br>EN-ISO 7093      |  |  |    |    | 410 | Ø1=6,4mm Ø2=18mm<br>Stahl verzinkt  |  |  | 3878  | 410 | Scheibe DIN 9021 DIN-<br>EN-ISO 7093      |  |  |   |   | 410 | Ø1=5,3mm Ø2=15mm<br>Stahl verzinkt  |  |  | 3878  | 410 | Scheibe DIN 9021 DIN-<br>EN-ISO 7093      |  |  |  |  | 410 | Ø1=5,3mm Ø2=15mm<br>Stahl verzinkt  |  |  | 38784 | 410 | Scheibe DIN 9021 DIN-<br>EN-ISO 7093      |  |  |  |  | 410 | Ø1=10,5mm Ø2=30mm<br>Stahl verzinkt |  |  | 2705 | 410 | Scheibe Form A DIN 125<br>DIN-EN-ISO 7089 |  |  |  |  | 410 | Ø1=8,4mm Ø2=16mm<br>Stahl verzinkt |  |  | 2705 | 410 | Scheibe Form A DIN 125<br>DIN-EN-ISO 7089 |  |  |  |  | 410 | Ø1=8,4mm Ø2=16mm<br>Stahl verzinkt |  |  | 2707 | 410 | Scheibe Form A DIN 125<br>DIN-EN-ISO 7089 |  |  |  |  | 410 |
| 38711         | 410                           | Scheibe DIN 9021 DIN-<br>EN-ISO 7093      |                    |     |    |    |       |     |   |  |  |   |   |     |                                     |  |  |       |     |   |  |  |   |   |     |                                     |  |  |       |     |   |  |  |   |   |     |                                     |  |  |       |     |   |  |  |   |   |     |                                     |  |  |       |     |   |  |  |   |   |     |                                     |  |  |      |     |   |  |  |   |   |     |                                    |  |  |      |     |   |  |  |   |   |     |                                    |  |  |      |     |   |  |  |   |   |     |
|               | 410                           | Ø1=8,4mm Ø2=24mm<br>Edelstahl             |                    |     |   |   | 3918  | 410 | Scheibe DIN 9021 DIN-<br>EN-ISO 7093      |  |  |    |    | 410 | Ø1=6,4mm Ø2=18mm<br>Stahl verzinkt  |  |  | 3878  | 410 | Scheibe DIN 9021 DIN-<br>EN-ISO 7093      |  |  |   |   | 410 | Ø1=5,3mm Ø2=15mm<br>Stahl verzinkt  |  |  | 3878  | 410 | Scheibe DIN 9021 DIN-<br>EN-ISO 7093      |  |  |  |  | 410 | Ø1=5,3mm Ø2=15mm<br>Stahl verzinkt  |  |  | 38784 | 410 | Scheibe DIN 9021 DIN-<br>EN-ISO 7093      |  |  |  |  | 410 | Ø1=10,5mm Ø2=30mm<br>Stahl verzinkt |  |  | 2705  | 410 | Scheibe Form A DIN 125<br>DIN-EN-ISO 7089 |  |  |  |  | 410 | Ø1=8,4mm Ø2=16mm<br>Stahl verzinkt  |  |  | 2705 | 410 | Scheibe Form A DIN 125<br>DIN-EN-ISO 7089 |  |  |  |  | 410 | Ø1=8,4mm Ø2=16mm<br>Stahl verzinkt |  |  | 2707 | 410 | Scheibe Form A DIN 125<br>DIN-EN-ISO 7089 |  |  |  |  | 410 | Ø1=6,4mm Ø2=12mm<br>Stahl verzinkt |  |  |      |     |   |  |  |   |   |     |
| 3918          | 410                           | Scheibe DIN 9021 DIN-<br>EN-ISO 7093      |                    |     |    |    |       |     |   |  |  |   |   |     |                                     |  |  |       |     |   |  |  |   |   |     |                                     |  |  |       |     |   |  |  |   |   |     |                                     |  |  |       |     |   |  |  |   |   |     |                                     |  |  |       |     |   |  |  |   |   |     |                                     |  |  |      |     |   |  |  |   |   |     |                                    |  |  |      |     |   |  |  |   |   |     |                                    |  |  |      |     |   |  |  |   |   |     |
|               | 410                           | Ø1=6,4mm Ø2=18mm<br>Stahl verzinkt        |                    |     |   |   | 3878  | 410 | Scheibe DIN 9021 DIN-<br>EN-ISO 7093      |  |  |   |   | 410 | Ø1=5,3mm Ø2=15mm<br>Stahl verzinkt  |  |  | 3878  | 410 | Scheibe DIN 9021 DIN-<br>EN-ISO 7093      |  |  |  |  | 410 | Ø1=5,3mm Ø2=15mm<br>Stahl verzinkt  |  |  | 38784 | 410 | Scheibe DIN 9021 DIN-<br>EN-ISO 7093      |  |  |  |  | 410 | Ø1=10,5mm Ø2=30mm<br>Stahl verzinkt |  |  | 2705  | 410 | Scheibe Form A DIN 125<br>DIN-EN-ISO 7089 |  |  |  |  | 410 | Ø1=8,4mm Ø2=16mm<br>Stahl verzinkt  |  |  | 2705  | 410 | Scheibe Form A DIN 125<br>DIN-EN-ISO 7089 |  |  |  |  | 410 | Ø1=8,4mm Ø2=16mm<br>Stahl verzinkt  |  |  | 2707 | 410 | Scheibe Form A DIN 125<br>DIN-EN-ISO 7089 |  |  |  |  | 410 | Ø1=6,4mm Ø2=12mm<br>Stahl verzinkt |  |  |      |     |   |  |  |   |   |     |                                    |  |  |      |     |   |  |  |   |   |     |
| 3878          | 410                           | Scheibe DIN 9021 DIN-<br>EN-ISO 7093      |                    |     |   |   |       |     |   |  |  |   |   |     |                                     |  |  |       |     |   |  |  |   |   |     |                                     |  |  |       |     |   |  |  |   |   |     |                                     |  |  |       |     |   |  |  |   |   |     |                                     |  |  |       |     |   |  |  |   |   |     |                                     |  |  |      |     |   |  |  |   |   |     |                                    |  |  |      |     |   |  |  |   |   |     |                                    |  |  |      |     |   |  |  |   |   |     |
|               | 410                           | Ø1=5,3mm Ø2=15mm<br>Stahl verzinkt        |                    |     |   |   | 3878  | 410 | Scheibe DIN 9021 DIN-<br>EN-ISO 7093      |  |  |  |  | 410 | Ø1=5,3mm Ø2=15mm<br>Stahl verzinkt  |  |  | 38784 | 410 | Scheibe DIN 9021 DIN-<br>EN-ISO 7093      |  |  |  |  | 410 | Ø1=10,5mm Ø2=30mm<br>Stahl verzinkt |  |  | 2705  | 410 | Scheibe Form A DIN 125<br>DIN-EN-ISO 7089 |  |  |  |  | 410 | Ø1=8,4mm Ø2=16mm<br>Stahl verzinkt  |  |  | 2705  | 410 | Scheibe Form A DIN 125<br>DIN-EN-ISO 7089 |  |  |  |  | 410 | Ø1=8,4mm Ø2=16mm<br>Stahl verzinkt  |  |  | 2707  | 410 | Scheibe Form A DIN 125<br>DIN-EN-ISO 7089 |  |  |  |  | 410 | Ø1=6,4mm Ø2=12mm<br>Stahl verzinkt  |  |  |      |     |   |  |  |   |   |     |                                    |  |  |      |     |   |  |  |   |   |     |                                    |  |  |      |     |   |  |  |   |   |     |
| 3878          | 410                           | Scheibe DIN 9021 DIN-<br>EN-ISO 7093      |                    |     |  |  |       |     |   |  |  |   |   |     |                                     |  |  |       |     |   |  |  |   |   |     |                                     |  |  |       |     |   |  |  |   |   |     |                                     |  |  |       |     |   |  |  |   |   |     |                                     |  |  |       |     |   |  |  |   |   |     |                                     |  |  |      |     |   |  |  |   |   |     |                                    |  |  |      |     |   |  |  |   |   |     |                                    |  |  |      |     |   |  |  |   |   |     |
|               | 410                           | Ø1=5,3mm Ø2=15mm<br>Stahl verzinkt        |                    |     |   |   | 38784 | 410 | Scheibe DIN 9021 DIN-<br>EN-ISO 7093      |  |  |  |  | 410 | Ø1=10,5mm Ø2=30mm<br>Stahl verzinkt |  |  | 2705  | 410 | Scheibe Form A DIN 125<br>DIN-EN-ISO 7089 |  |  |  |  | 410 | Ø1=8,4mm Ø2=16mm<br>Stahl verzinkt  |  |  | 2705  | 410 | Scheibe Form A DIN 125<br>DIN-EN-ISO 7089 |  |  |  |  | 410 | Ø1=8,4mm Ø2=16mm<br>Stahl verzinkt  |  |  | 2707  | 410 | Scheibe Form A DIN 125<br>DIN-EN-ISO 7089 |  |  |  |  | 410 | Ø1=6,4mm Ø2=12mm<br>Stahl verzinkt  |  |  |       |     |   |  |  |   |   |     |                                     |  |  |      |     |   |  |  |   |   |     |                                    |  |  |      |     |   |  |  |   |   |     |                                    |  |  |      |     |   |  |  |   |   |     |
| 38784         | 410                           | Scheibe DIN 9021 DIN-<br>EN-ISO 7093      |                    |     |  |  |       |     |   |  |  |   |   |     |                                     |  |  |       |     |   |  |  |   |   |     |                                     |  |  |       |     |   |  |  |   |   |     |                                     |  |  |       |     |   |  |  |   |   |     |                                     |  |  |       |     |   |  |  |   |   |     |                                     |  |  |      |     |   |  |  |   |   |     |                                    |  |  |      |     |   |  |  |   |   |     |                                    |  |  |      |     |   |  |  |   |   |     |
|               | 410                           | Ø1=10,5mm Ø2=30mm<br>Stahl verzinkt       |                    |     |   |   | 2705  | 410 | Scheibe Form A DIN 125<br>DIN-EN-ISO 7089 |  |  |  |  | 410 | Ø1=8,4mm Ø2=16mm<br>Stahl verzinkt  |  |  | 2705  | 410 | Scheibe Form A DIN 125<br>DIN-EN-ISO 7089 |  |  |  |  | 410 | Ø1=8,4mm Ø2=16mm<br>Stahl verzinkt  |  |  | 2707  | 410 | Scheibe Form A DIN 125<br>DIN-EN-ISO 7089 |  |  |  |  | 410 | Ø1=6,4mm Ø2=12mm<br>Stahl verzinkt  |  |  |       |     |   |  |  |   |   |     |                                     |  |  |       |     |   |  |  |   |   |     |                                     |  |  |      |     |   |  |  |   |   |     |                                    |  |  |      |     |   |  |  |   |   |     |                                    |  |  |      |     |   |  |  |   |   |     |
| 2705          | 410                           | Scheibe Form A DIN 125<br>DIN-EN-ISO 7089 |                    |     |  |  |       |     |   |  |  |   |   |     |                                     |  |  |       |     |   |  |  |   |   |     |                                     |  |  |       |     |   |  |  |   |   |     |                                     |  |  |       |     |   |  |  |   |   |     |                                     |  |  |       |     |   |  |  |   |   |     |                                     |  |  |      |     |   |  |  |   |   |     |                                    |  |  |      |     |   |  |  |   |   |     |                                    |  |  |      |     |   |  |  |   |   |     |
|               | 410                           | Ø1=8,4mm Ø2=16mm<br>Stahl verzinkt        |                    |     |   |   | 2705  | 410 | Scheibe Form A DIN 125<br>DIN-EN-ISO 7089 |  |  |  |  | 410 | Ø1=8,4mm Ø2=16mm<br>Stahl verzinkt  |  |  | 2707  | 410 | Scheibe Form A DIN 125<br>DIN-EN-ISO 7089 |  |  |  |  | 410 | Ø1=6,4mm Ø2=12mm<br>Stahl verzinkt  |  |  |       |     |   |  |  |   |   |     |                                     |  |  |       |     |   |  |  |   |   |     |                                     |  |  |       |     |   |  |  |   |   |     |                                     |  |  |      |     |   |  |  |   |   |     |                                    |  |  |      |     |   |  |  |   |   |     |                                    |  |  |      |     |   |  |  |   |   |     |
| 2705          | 410                           | Scheibe Form A DIN 125<br>DIN-EN-ISO 7089 |                    |     |  |  |       |     |   |  |  |   |   |     |                                     |  |  |       |     |   |  |  |   |   |     |                                     |  |  |       |     |   |  |  |   |   |     |                                     |  |  |       |     |   |  |  |   |   |     |                                     |  |  |       |     |   |  |  |   |   |     |                                     |  |  |      |     |   |  |  |   |   |     |                                    |  |  |      |     |   |  |  |   |   |     |                                    |  |  |      |     |   |  |  |   |   |     |
|               | 410                           | Ø1=8,4mm Ø2=16mm<br>Stahl verzinkt        |                    |     |   |   | 2707  | 410 | Scheibe Form A DIN 125<br>DIN-EN-ISO 7089 |  |  |  |  | 410 | Ø1=6,4mm Ø2=12mm<br>Stahl verzinkt  |  |  |       |     |   |  |  |   |   |     |                                     |  |  |       |     |   |  |  |   |   |     |                                     |  |  |       |     |   |  |  |   |   |     |                                     |  |  |       |     |   |  |  |   |   |     |                                     |  |  |      |     |   |  |  |   |   |     |                                    |  |  |      |     |   |  |  |   |   |     |                                    |  |  |      |     |   |  |  |   |   |     |
| 2707          | 410                           | Scheibe Form A DIN 125<br>DIN-EN-ISO 7089 |                    |     |  |  |       |     |   |  |  |   |   |     |                                     |  |  |       |     |   |  |  |   |   |     |                                     |  |  |       |     |   |  |  |   |   |     |                                     |  |  |       |     |   |  |  |   |   |     |                                     |  |  |       |     |   |  |  |   |   |     |                                     |  |  |      |     |   |  |  |   |   |     |                                    |  |  |      |     |   |  |  |   |   |     |                                    |  |  |      |     |   |  |  |   |   |     |
|               | 410                           | Ø1=6,4mm Ø2=12mm<br>Stahl verzinkt        |                    |     |   |   |       |     |   |  |  |   |   |     |                                     |  |  |       |     |   |  |  |   |   |     |                                     |  |  |       |     |   |  |  |   |   |     |                                     |  |  |       |     |   |  |  |   |   |     |                                     |  |  |       |     |   |  |  |   |   |     |                                     |  |  |      |     |   |  |  |   |   |     |                                    |  |  |      |     |   |  |  |   |   |     |                                    |  |  |      |     |   |  |  |   |   |     |

| Artikelnummer | Artikelgruppe<br>Rabattgruppe | Bezeichnung   | Verkaufs-<br>preis | VPE  | QR-Code   | Bild  |
|---------------|-------------------------------|---|--------------------|------|---|---|
| 3866          | 410                           | Scheibe Form A DIN 125<br>DIN-EN-ISO 7089             |                    |      |    |    |
|               | 410                           | Ø1=13mm Ø2=24mm<br>Stahl verzinkt                     |                    |      |   |   |
| 2707          | 410                           | Scheibe Form A DIN 125<br>DIN-EN-ISO 7089             |                    |      |    |    |
|               | 410                           | Ø1=6,4mm Ø2=12mm<br>Stahl verzinkt                    |                    |      |   |   |
| 2705          | 410                           | Scheibe Form A DIN 125<br>DIN-EN-ISO 7089             |                    |      |    |    |
|               | 410                           | Ø1=8,4mm Ø2=16mm<br>Stahl verzinkt                    |                    |      |   |   |
| 3866          | 410                           | Scheibe Form A DIN 125<br>DIN-EN-ISO 7089             |                    |      |   |   |
|               | 410                           | Ø1=13mm Ø2=24mm<br>Stahl verzinkt                     |                    |      |   |   |
| 2877          | 134                           | Scheibe Starlock 20mm<br>verzinkt                     |                    |      |  |  |
|               | 134                           |   |                    |      |   |   |
| 237401        | 410                           | Schlauchschelle<br>Edelstahl 12-20mm                  |                    |      |  |  |
|               | 410                           | 9mm breit   |                    |      |   |   |
| 372401        | 410                           | Schlauchschelle<br>Edelstahl 20-32mm                  |                    |      |  |  |
|               | 410                           | 12mm breit, 1VPE=540<br>Stk.                          |                    |      |   |   |
| 372401        | 410                           | Schlauchschelle<br>Edelstahl 20-32mm                  |                    |      |  |  |
|               | 410                           | 12mm breit, 1VPE=540<br>Stk.                          |                    |      |   |   |
| 353301        | 110                           | Schlauchtr.300<br>Drehgelenk HD-<br>Anschluss M22x1,5 |                    |      |  |  |
|               | 110                           | Premium<br>HD,HDE,HDB,HDD,KDB<br>,KDD,KD1140,1340     |                    | STCK |   |   |



























































































| Artikelnummer | Artikelgruppe<br>Rabattgruppe | Bezeichnung  | Verkaufs-<br>preis | VPE | QR-Code   | Bild  |        |     |  |  |  |   |   |     |                               |               |  |        |     |  |  |  |   |   |     |                               |               |  |        |     |  |  |  |   |   |     |                               |               |  |        |     |  |  |  |   |   |     |                               |               |  |        |     |  |  |  |   |   |     |                               |               |  |        |     |  |  |  |   |   |     |                               |               |  |        |     |                                       |  |  |   |   |     |                               |               |  |      |     |                                    |  |  |   |   |  |     |
|---------------|-------------------------------|--|--------------------|-----|---|---|--------|-----|--|--|--|---|---|-----|-------------------------------|---------------|--|--------|-----|--|--|--|---|---|-----|-------------------------------|---------------|--|--------|-----|--|--|--|---|---|-----|-------------------------------|---------------|--|--------|-----|--|--|--|---|---|-----|-------------------------------|---------------|--|--------|-----|--|--|--|---|---|-----|-------------------------------|---------------|--|--------|-----|--|--|--|---|---|-----|-------------------------------|---------------|--|--------|-----|---------------------------------------|--|--|---|---|-----|-------------------------------|---------------|--|------|-----|------------------------------------|--|--|---|---|--|-----|
| 354005        | 134                           | Schlauchtrommel 150<br>Druckfeder 1.4310               |                    |     |    |    |        |     |  |  |  |   |   |     |                               |               |  |        |     |  |  |  |   |   |     |                               |               |  |        |     |  |  |  |   |   |     |                               |               |  |        |     |  |  |  |   |   |     |                               |               |  |        |     |  |  |  |   |   |     |                               |               |  |        |     |  |  |  |   |   |     |                               |               |  |        |     |                                       |  |  |   |   |     |                               |               |  |      |     |                                    |  |  |   |   |  |     |
|               | 134                           | DF1,10x12,90x65,40x8,<br>50, geschliffen               |                    |     |   |   | 354003 | 120 | Schlauchtrommel<br>150/300 Abdeckkappe<br>Kurbel       |  |  |    |    | 120 | PA6 GF30% rot                 |               |  | 354008 | 120 | Schlauchtrommel<br>150/300 Aufnahme<br>Handgriff außen |  |  |    |    | 120 | ABS schwarz                   |               |  | 354007 | 120 | Schlauchtrommel<br>150/300 Aufnahme<br>Handgriff innen |  |  |   |   | 120 | ABS schwarz                   |               |  | 354004 | 120 | Schlauchtrommel<br>150/300 Federbolzen<br>Kurbel |  |  |  |  | 120 | PA6 GF30% rot                 |               |  | 3543   | 120 | Schlauchtrommel<br>150/300 Gelenkstück         |  |  |  |  | 120 | PA6 natur                     |               |  | 354006 | 120 | Schlauchtrommel<br>150/300 Handgriff<br>Kurbel |  |  |  |  | 120 | ABS schwarz                   |               |  | 353204 | 110 | Schlauchtrommel 300<br>Achse Drehteil |  |  |  |  | 110 | Ø22x455mm sechskant<br>1.4305 |               |  | 3534 | 110 | Schlauchtrommel 300<br>Distanzring |  |  |  |  |  | 110 |
| 354003        | 120                           | Schlauchtrommel<br>150/300 Abdeckkappe<br>Kurbel       |                    |     |    |    |        |     |  |  |  |   |   |     |                               |               |  |        |     |  |  |  |   |   |     |                               |               |  |        |     |  |  |  |   |   |     |                               |               |  |        |     |  |  |  |   |   |     |                               |               |  |        |     |  |  |  |   |   |     |                               |               |  |        |     |  |  |  |   |   |     |                               |               |  |        |     |                                       |  |  |   |   |     |                               |               |  |      |     |                                    |  |  |   |   |  |     |
|               | 120                           | PA6 GF30% rot  |                    |     |   |   | 354008 | 120 | Schlauchtrommel<br>150/300 Aufnahme<br>Handgriff außen |  |  |    |    | 120 | ABS schwarz                   |               |  | 354007 | 120 | Schlauchtrommel<br>150/300 Aufnahme<br>Handgriff innen |  |  |   |   | 120 | ABS schwarz                   |               |  | 354004 | 120 | Schlauchtrommel<br>150/300 Federbolzen<br>Kurbel       |  |  |  |  | 120 | PA6 GF30% rot                 |               |  | 3543   | 120 | Schlauchtrommel<br>150/300 Gelenkstück           |  |  |  |  | 120 | PA6 natur                     |               |  | 354006 | 120 | Schlauchtrommel<br>150/300 Handgriff<br>Kurbel |  |  |  |  | 120 | ABS schwarz                   |               |  | 353204 | 110 | Schlauchtrommel 300<br>Achse Drehteil          |  |  |  |  | 110 | Ø22x455mm sechskant<br>1.4305 |               |  | 3534   | 110 | Schlauchtrommel 300<br>Distanzring    |  |  |  |  |     | 110                           | Ø30/22x7 MS58 |  |      |     |                                    |  |  |   |   |  |     |
| 354008        | 120                           | Schlauchtrommel<br>150/300 Aufnahme<br>Handgriff außen |                    |     |    |    |        |     |  |  |  |   |   |     |                               |               |  |        |     |  |  |  |   |   |     |                               |               |  |        |     |  |  |  |   |   |     |                               |               |  |        |     |  |  |  |   |   |     |                               |               |  |        |     |  |  |  |   |   |     |                               |               |  |        |     |  |  |  |   |   |     |                               |               |  |        |     |                                       |  |  |   |   |     |                               |               |  |      |     |                                    |  |  |   |   |  |     |
|               | 120                           | ABS schwarz  |                    |     |   |   | 354007 | 120 | Schlauchtrommel<br>150/300 Aufnahme<br>Handgriff innen |  |  |   |   | 120 | ABS schwarz                   |               |  | 354004 | 120 | Schlauchtrommel<br>150/300 Federbolzen<br>Kurbel       |  |  |  |  | 120 | PA6 GF30% rot                 |               |  | 3543   | 120 | Schlauchtrommel<br>150/300 Gelenkstück                 |  |  |  |  | 120 | PA6 natur                     |               |  | 354006 | 120 | Schlauchtrommel<br>150/300 Handgriff<br>Kurbel   |  |  |  |  | 120 | ABS schwarz                   |               |  | 353204 | 110 | Schlauchtrommel 300<br>Achse Drehteil          |  |  |  |  | 110 | Ø22x455mm sechskant<br>1.4305 |               |  | 3534   | 110 | Schlauchtrommel 300<br>Distanzring             |  |  |  |  |     | 110                           | Ø30/22x7 MS58 |  |        |     |                                       |  |  |   |   |     |                               |               |  |      |     |                                    |  |  |   |   |  |     |
| 354007        | 120                           | Schlauchtrommel<br>150/300 Aufnahme<br>Handgriff innen |                    |     |   |   |        |     |  |  |  |   |   |     |                               |               |  |        |     |  |  |  |   |   |     |                               |               |  |        |     |  |  |  |   |   |     |                               |               |  |        |     |  |  |  |   |   |     |                               |               |  |        |     |  |  |  |   |   |     |                               |               |  |        |     |  |  |  |   |   |     |                               |               |  |        |     |                                       |  |  |   |   |     |                               |               |  |      |     |                                    |  |  |   |   |  |     |
|               | 120                           | ABS schwarz  |                    |     |   |   | 354004 | 120 | Schlauchtrommel<br>150/300 Federbolzen<br>Kurbel       |  |  |  |  | 120 | PA6 GF30% rot                 |               |  | 3543   | 120 | Schlauchtrommel<br>150/300 Gelenkstück                 |  |  |  |  | 120 | PA6 natur                     |               |  | 354006 | 120 | Schlauchtrommel<br>150/300 Handgriff<br>Kurbel         |  |  |  |  | 120 | ABS schwarz                   |               |  | 353204 | 110 | Schlauchtrommel 300<br>Achse Drehteil            |  |  |  |  | 110 | Ø22x455mm sechskant<br>1.4305 |               |  | 3534   | 110 | Schlauchtrommel 300<br>Distanzring             |  |  |  |  |     | 110                           | Ø30/22x7 MS58 |  |        |     |  |  |  |   |   |     |                               |               |  |        |     |                                       |  |  |   |   |     |                               |               |  |      |     |                                    |  |  |   |   |  |     |
| 354004        | 120                           | Schlauchtrommel<br>150/300 Federbolzen<br>Kurbel       |                    |     |  |  |        |     |  |  |  |   |   |     |                               |               |  |        |     |  |  |  |   |   |     |                               |               |  |        |     |  |  |  |   |   |     |                               |               |  |        |     |  |  |  |   |   |     |                               |               |  |        |     |  |  |  |   |   |     |                               |               |  |        |     |  |  |  |   |   |     |                               |               |  |        |     |                                       |  |  |   |   |     |                               |               |  |      |     |                                    |  |  |   |   |  |     |
|               | 120                           | PA6 GF30% rot  |                    |     |   |   | 3543   | 120 | Schlauchtrommel<br>150/300 Gelenkstück                 |  |  |  |  | 120 | PA6 natur                     |               |  | 354006 | 120 | Schlauchtrommel<br>150/300 Handgriff<br>Kurbel         |  |  |  |  | 120 | ABS schwarz                   |               |  | 353204 | 110 | Schlauchtrommel 300<br>Achse Drehteil                  |  |  |  |  | 110 | Ø22x455mm sechskant<br>1.4305 |               |  | 3534   | 110 | Schlauchtrommel 300<br>Distanzring               |  |  |  |  |     | 110                           | Ø30/22x7 MS58 |  |        |     |  |  |  |   |   |     |                               |               |  |        |     |  |  |  |   |   |     |                               |               |  |        |     |                                       |  |  |   |   |     |                               |               |  |      |     |                                    |  |  |   |   |  |     |
| 3543          | 120                           | Schlauchtrommel<br>150/300 Gelenkstück                 |                    |     |  |  |        |     |  |  |  |   |   |     |                               |               |  |        |     |  |  |  |   |   |     |                               |               |  |        |     |  |  |  |   |   |     |                               |               |  |        |     |  |  |  |   |   |     |                               |               |  |        |     |  |  |  |   |   |     |                               |               |  |        |     |  |  |  |   |   |     |                               |               |  |        |     |                                       |  |  |   |   |     |                               |               |  |      |     |                                    |  |  |   |   |  |     |
|               | 120                           | PA6 natur  |                    |     |   |   | 354006 | 120 | Schlauchtrommel<br>150/300 Handgriff<br>Kurbel         |  |  |  |  | 120 | ABS schwarz                   |               |  | 353204 | 110 | Schlauchtrommel 300<br>Achse Drehteil                  |  |  |  |  | 110 | Ø22x455mm sechskant<br>1.4305 |               |  | 3534   | 110 | Schlauchtrommel 300<br>Distanzring                     |  |  |  |  |     | 110                           | Ø30/22x7 MS58 |  |        |     |  |  |  |   |   |     |                               |               |  |        |     |  |  |  |   |   |     |                               |               |  |        |     |  |  |  |   |   |     |                               |               |  |        |     |                                       |  |  |   |   |     |                               |               |  |      |     |                                    |  |  |   |   |  |     |
| 354006        | 120                           | Schlauchtrommel<br>150/300 Handgriff<br>Kurbel         |                    |     |  |  |        |     |  |  |  |   |   |     |                               |               |  |        |     |  |  |  |   |   |     |                               |               |  |        |     |  |  |  |   |   |     |                               |               |  |        |     |  |  |  |   |   |     |                               |               |  |        |     |  |  |  |   |   |     |                               |               |  |        |     |  |  |  |   |   |     |                               |               |  |        |     |                                       |  |  |   |   |     |                               |               |  |      |     |                                    |  |  |   |   |  |     |
|               | 120                           | ABS schwarz  |                    |     |   |   | 353204 | 110 | Schlauchtrommel 300<br>Achse Drehteil                  |  |  |  |  | 110 | Ø22x455mm sechskant<br>1.4305 |               |  | 3534   | 110 | Schlauchtrommel 300<br>Distanzring                     |  |  |  |  |     | 110                           | Ø30/22x7 MS58 |  |        |     |  |  |  |   |   |     |                               |               |  |        |     |  |  |  |   |   |     |                               |               |  |        |     |  |  |  |   |   |     |                               |               |  |        |     |  |  |  |   |   |     |                               |               |  |        |     |                                       |  |  |   |   |     |                               |               |  |      |     |                                    |  |  |   |   |  |     |
| 353204        | 110                           | Schlauchtrommel 300<br>Achse Drehteil                  |                    |     |  |  |        |     |  |  |  |   |   |     |                               |               |  |        |     |  |  |  |   |   |     |                               |               |  |        |     |  |  |  |   |   |     |                               |               |  |        |     |  |  |  |   |   |     |                               |               |  |        |     |  |  |  |   |   |     |                               |               |  |        |     |  |  |  |   |   |     |                               |               |  |        |     |                                       |  |  |   |   |     |                               |               |  |      |     |                                    |  |  |   |   |  |     |
|               | 110                           | Ø22x455mm sechskant<br>1.4305                          |                    |     |   |   | 3534   | 110 | Schlauchtrommel 300<br>Distanzring                     |  |  |  |  |     | 110                           | Ø30/22x7 MS58 |  |        |     |  |  |  |   |   |     |                               |               |  |        |     |  |  |  |   |   |     |                               |               |  |        |     |  |  |  |   |   |     |                               |               |  |        |     |  |  |  |   |   |     |                               |               |  |        |     |  |  |  |   |   |     |                               |               |  |        |     |                                       |  |  |   |   |     |                               |               |  |      |     |                                    |  |  |   |   |  |     |
| 3534          | 110                           | Schlauchtrommel 300<br>Distanzring                     |                    |     |  |  |        |     |  |  |  |   |   |     |                               |               |  |        |     |  |  |  |   |   |     |                               |               |  |        |     |  |  |  |   |   |     |                               |               |  |        |     |  |  |  |   |   |     |                               |               |  |        |     |  |  |  |   |   |     |                               |               |  |        |     |  |  |  |   |   |     |                               |               |  |        |     |                                       |  |  |   |   |     |                               |               |  |      |     |                                    |  |  |   |   |  |     |
|               | 110                           | Ø30/22x7 MS58  |                    |     |   |   |        |     |  |  |  |   |   |     |                               |               |  |        |     |  |  |  |   |   |     |                               |               |  |        |     |  |  |  |   |   |     |                               |               |  |        |     |  |  |  |   |   |     |                               |               |  |        |     |  |  |  |   |   |     |                               |               |  |        |     |  |  |  |   |   |     |                               |               |  |        |     |                                       |  |  |   |   |     |                               |               |  |      |     |                                    |  |  |   |   |  |     |

| Artikelnummer | Artikelgruppe<br>Rabattgruppe | Bezeichnung  | Verkaufs-<br>preis | VPE | QR-Code   | Bild  |
|---------------|-------------------------------|--|--------------------|-----|---|---|
| 3535          | 110<br>110                    | Schlauchtrommel 300<br>Hochdruckanschluss<br>Eingang MS58          |                    |     |    |    |
| 3542          | 120<br>120                    | Schlauchtrommel 300<br>Klemmstück<br>PA6 Mg30% GF<br>schwarz       |                    |     |    |    |
| 3539          | 120<br>120                    | Schlauchtrommel 300<br>Kunststoffmantel<br>PA6 Mg30% GF<br>schwarz |                    |     |    |    |
| 3651          | 110<br>110                    | Schlauchtrommel 300<br>Nippel HD-Anschluss<br>M22x1,5 R3/8"AG      |                    |     |   |   |
| 3547          | 184<br>184                    | Schlauchtrommel 300 O<br>-Ring 22x3 schwarz<br>OR3002200-N7022     |                    |     |  |  |
| 3536          | 601<br>601                    | Schlauchtrommel 300<br>Rohrbogen<br>Schlauchanschluss<br>1.4301    |                    |     |  |  |
| 3569          | 110<br>110                    | Schlauchtrommel 300<br>Scheibe Ø35/16,2/2                          |                    |     |  |  |
| 3570          | 110<br>110                    | Schlauchtrommel 300<br>Scheibe Ø35/22,2/2<br>Edelstahl 1.4301      |                    |     |  |  |
| 3554          | 410<br>410                    | Schlauchtrommel 300<br>Seegering<br>Ø22 DIN471/A A2                |                    |     |  |  |

| Artikelnummer | Artikelgruppe<br>Rabattgruppe | Bezeichnung   | Verkaufs-<br>preis | VPE | QR-Code   | Bild  |        |     |   |  |  |   |   |     |                                     |  |  |        |     |   |  |  |   |   |     |                                     |  |  |        |     |   |  |  |   |   |     |                                     |  |  |        |     |   |  |  |   |   |     |                                     |  |  |        |     |   |  |  |   |   |     |                                     |  |  |        |     |   |  |  |   |   |     |                 |  |  |        |     |                                     |  |  |   |   |     |                 |  |  |        |     |                                     |  |  |   |   |     |
|---------------|-------------------------------|---|--------------------|-----|---|---|--------|-----|---|--|--|---|---|-----|-------------------------------------|--|--|--------|-----|---|--|--|---|---|-----|-------------------------------------|--|--|--------|-----|---|--|--|---|---|-----|-------------------------------------|--|--|--------|-----|---|--|--|---|---|-----|-------------------------------------|--|--|--------|-----|---|--|--|---|---|-----|-------------------------------------|--|--|--------|-----|---|--|--|---|---|-----|-----------------|--|--|--------|-----|-------------------------------------|--|--|---|---|-----|-----------------|--|--|--------|-----|-------------------------------------|--|--|---|---|-----|
| 3541          | 120                           | Schlauchtrommel 300<br>Seitenteil links                 |                    |     |    |    |        |     |   |  |  |   |   |     |                                     |  |  |        |     |   |  |  |   |   |     |                                     |  |  |        |     |   |  |  |   |   |     |                                     |  |  |        |     |   |  |  |   |   |     |                                     |  |  |        |     |   |  |  |   |   |     |                                     |  |  |        |     |   |  |  |   |   |     |                 |  |  |        |     |                                     |  |  |   |   |     |                 |  |  |        |     |                                     |  |  |   |   |     |
|               | 120                           | PA6 Mg30% GF<br>schwarz                                 |                    |     |   |   | 3540   | 120 | Schlauchtrommel 300<br>Seitenteil rechts                |  |  |    |    | 120 | PA6 Mg30% GF<br>schwarz             |  |  | 3548   | 410 | Schlauchtrommel 300<br>Stützring                        |  |  |    |    | 410 | geschlitzt 22x27,2x1,4              |  |  | 3555   | 410 | Schlauchtrommel 300<br>Verschlußstopfen                 |  |  |   |   | 410 | G1/4" DIN908 MS58                   |  |  | 200008 | 134 | Schlauchtrommel<br>Grundbausatz                         |  |  |  |  | 134 | HD-Eingang M22x1,5                  |  |  | 200009 | 134 | Schlauchtrommel-<br>Anbausatz Ø180mm /<br>240mm HD mit  |  |  |  |  | 134 | Horn und HD-<br>Verbindungsschlauch |  |  | 2677   | 134 | Schlauchverschraubung<br>Winkel 90° 2 tlg.<br>1/2"x3/4" |  |  |  |  | 134 | Kunststoff      |  |  | 23162  | 108 | Schütz KLIBO 7,5 kW<br>24V/50-60Hz  |  |  |  |  | 108 | 3S/1HS          |  |  | 363880 | 120 | Schwimmerkasten-<br>Deckel-Oberteil |  |  |  |  | 120 |
| 3540          | 120                           | Schlauchtrommel 300<br>Seitenteil rechts                |                    |     |    |    |        |     |   |  |  |   |   |     |                                     |  |  |        |     |   |  |  |   |   |     |                                     |  |  |        |     |   |  |  |   |   |     |                                     |  |  |        |     |   |  |  |   |   |     |                                     |  |  |        |     |   |  |  |   |   |     |                                     |  |  |        |     |   |  |  |   |   |     |                 |  |  |        |     |                                     |  |  |   |   |     |                 |  |  |        |     |                                     |  |  |   |   |     |
|               | 120                           | PA6 Mg30% GF<br>schwarz                                 |                    |     |   |   | 3548   | 410 | Schlauchtrommel 300<br>Stützring                        |  |  |    |    | 410 | geschlitzt 22x27,2x1,4              |  |  | 3555   | 410 | Schlauchtrommel 300<br>Verschlußstopfen                 |  |  |   |   | 410 | G1/4" DIN908 MS58                   |  |  | 200008 | 134 | Schlauchtrommel<br>Grundbausatz                         |  |  |  |  | 134 | HD-Eingang M22x1,5                  |  |  | 200009 | 134 | Schlauchtrommel-<br>Anbausatz Ø180mm /<br>240mm HD mit  |  |  |  |  | 134 | Horn und HD-<br>Verbindungsschlauch |  |  | 2677   | 134 | Schlauchverschraubung<br>Winkel 90° 2 tlg.<br>1/2"x3/4" |  |  |  |  | 134 | Kunststoff                          |  |  | 23162  | 108 | Schütz KLIBO 7,5 kW<br>24V/50-60Hz                      |  |  |  |  | 108 | 3S/1HS          |  |  | 363880 | 120 | Schwimmerkasten-<br>Deckel-Oberteil |  |  |  |  | 120 | PP TV20 schwarz |  |  |        |     |                                     |  |  |   |   |     |
| 3548          | 410                           | Schlauchtrommel 300<br>Stützring                        |                    |     |    |    |        |     |   |  |  |   |   |     |                                     |  |  |        |     |   |  |  |   |   |     |                                     |  |  |        |     |   |  |  |   |   |     |                                     |  |  |        |     |   |  |  |   |   |     |                                     |  |  |        |     |   |  |  |   |   |     |                                     |  |  |        |     |   |  |  |   |   |     |                 |  |  |        |     |                                     |  |  |   |   |     |                 |  |  |        |     |                                     |  |  |   |   |     |
|               | 410                           | geschlitzt 22x27,2x1,4                                  |                    |     |   |   | 3555   | 410 | Schlauchtrommel 300<br>Verschlußstopfen                 |  |  |   |   | 410 | G1/4" DIN908 MS58                   |  |  | 200008 | 134 | Schlauchtrommel<br>Grundbausatz                         |  |  |  |  | 134 | HD-Eingang M22x1,5                  |  |  | 200009 | 134 | Schlauchtrommel-<br>Anbausatz Ø180mm /<br>240mm HD mit  |  |  |  |  | 134 | Horn und HD-<br>Verbindungsschlauch |  |  | 2677   | 134 | Schlauchverschraubung<br>Winkel 90° 2 tlg.<br>1/2"x3/4" |  |  |  |  | 134 | Kunststoff                          |  |  | 23162  | 108 | Schütz KLIBO 7,5 kW<br>24V/50-60Hz                      |  |  |  |  | 108 | 3S/1HS                              |  |  | 363880 | 120 | Schwimmerkasten-<br>Deckel-Oberteil                     |  |  |  |  | 120 | PP TV20 schwarz |  |  |        |     |                                     |  |  |   |   |     |                 |  |  |        |     |                                     |  |  |   |   |     |
| 3555          | 410                           | Schlauchtrommel 300<br>Verschlußstopfen                 |                    |     |   |   |        |     |   |  |  |   |   |     |                                     |  |  |        |     |   |  |  |   |   |     |                                     |  |  |        |     |   |  |  |   |   |     |                                     |  |  |        |     |   |  |  |   |   |     |                                     |  |  |        |     |   |  |  |   |   |     |                                     |  |  |        |     |   |  |  |   |   |     |                 |  |  |        |     |                                     |  |  |   |   |     |                 |  |  |        |     |                                     |  |  |   |   |     |
|               | 410                           | G1/4" DIN908 MS58                                       |                    |     |   |   | 200008 | 134 | Schlauchtrommel<br>Grundbausatz                         |  |  |  |  | 134 | HD-Eingang M22x1,5                  |  |  | 200009 | 134 | Schlauchtrommel-<br>Anbausatz Ø180mm /<br>240mm HD mit  |  |  |  |  | 134 | Horn und HD-<br>Verbindungsschlauch |  |  | 2677   | 134 | Schlauchverschraubung<br>Winkel 90° 2 tlg.<br>1/2"x3/4" |  |  |  |  | 134 | Kunststoff                          |  |  | 23162  | 108 | Schütz KLIBO 7,5 kW<br>24V/50-60Hz                      |  |  |  |  | 108 | 3S/1HS                              |  |  | 363880 | 120 | Schwimmerkasten-<br>Deckel-Oberteil                     |  |  |  |  | 120 | PP TV20 schwarz                     |  |  |        |     |   |  |  |   |   |     |                 |  |  |        |     |                                     |  |  |   |   |     |                 |  |  |        |     |                                     |  |  |   |   |     |
| 200008        | 134                           | Schlauchtrommel<br>Grundbausatz                         |                    |     |  |  |        |     |   |  |  |   |   |     |                                     |  |  |        |     |   |  |  |   |   |     |                                     |  |  |        |     |   |  |  |   |   |     |                                     |  |  |        |     |   |  |  |   |   |     |                                     |  |  |        |     |   |  |  |   |   |     |                                     |  |  |        |     |   |  |  |   |   |     |                 |  |  |        |     |                                     |  |  |   |   |     |                 |  |  |        |     |                                     |  |  |   |   |     |
|               | 134                           | HD-Eingang M22x1,5                                      |                    |     |   |   | 200009 | 134 | Schlauchtrommel-<br>Anbausatz Ø180mm /<br>240mm HD mit  |  |  |  |  | 134 | Horn und HD-<br>Verbindungsschlauch |  |  | 2677   | 134 | Schlauchverschraubung<br>Winkel 90° 2 tlg.<br>1/2"x3/4" |  |  |  |  | 134 | Kunststoff                          |  |  | 23162  | 108 | Schütz KLIBO 7,5 kW<br>24V/50-60Hz                      |  |  |  |  | 108 | 3S/1HS                              |  |  | 363880 | 120 | Schwimmerkasten-<br>Deckel-Oberteil                     |  |  |  |  | 120 | PP TV20 schwarz                     |  |  |        |     |   |  |  |   |   |     |                                     |  |  |        |     |   |  |  |   |   |     |                 |  |  |        |     |                                     |  |  |   |   |     |                 |  |  |        |     |                                     |  |  |   |   |     |
| 200009        | 134                           | Schlauchtrommel-<br>Anbausatz Ø180mm /<br>240mm HD mit  |                    |     |  |  |        |     |   |  |  |   |   |     |                                     |  |  |        |     |   |  |  |   |   |     |                                     |  |  |        |     |   |  |  |   |   |     |                                     |  |  |        |     |   |  |  |   |   |     |                                     |  |  |        |     |   |  |  |   |   |     |                                     |  |  |        |     |   |  |  |   |   |     |                 |  |  |        |     |                                     |  |  |   |   |     |                 |  |  |        |     |                                     |  |  |   |   |     |
|               | 134                           | Horn und HD-<br>Verbindungsschlauch                     |                    |     |   |   | 2677   | 134 | Schlauchverschraubung<br>Winkel 90° 2 tlg.<br>1/2"x3/4" |  |  |  |  | 134 | Kunststoff                          |  |  | 23162  | 108 | Schütz KLIBO 7,5 kW<br>24V/50-60Hz                      |  |  |  |  | 108 | 3S/1HS                              |  |  | 363880 | 120 | Schwimmerkasten-<br>Deckel-Oberteil                     |  |  |  |  | 120 | PP TV20 schwarz                     |  |  |        |     |   |  |  |   |   |     |                                     |  |  |        |     |   |  |  |   |   |     |                                     |  |  |        |     |   |  |  |   |   |     |                 |  |  |        |     |                                     |  |  |   |   |     |                 |  |  |        |     |                                     |  |  |   |   |     |
| 2677          | 134                           | Schlauchverschraubung<br>Winkel 90° 2 tlg.<br>1/2"x3/4" |                    |     |  |  |        |     |   |  |  |   |   |     |                                     |  |  |        |     |   |  |  |   |   |     |                                     |  |  |        |     |   |  |  |   |   |     |                                     |  |  |        |     |   |  |  |   |   |     |                                     |  |  |        |     |   |  |  |   |   |     |                                     |  |  |        |     |   |  |  |   |   |     |                 |  |  |        |     |                                     |  |  |   |   |     |                 |  |  |        |     |                                     |  |  |   |   |     |
|               | 134                           | Kunststoff  |                    |     |   |   | 23162  | 108 | Schütz KLIBO 7,5 kW<br>24V/50-60Hz                      |  |  |  |  | 108 | 3S/1HS                              |  |  | 363880 | 120 | Schwimmerkasten-<br>Deckel-Oberteil                     |  |  |  |  | 120 | PP TV20 schwarz                     |  |  |        |     |   |  |  |   |   |     |                                     |  |  |        |     |   |  |  |   |   |     |                                     |  |  |        |     |   |  |  |   |   |     |                                     |  |  |        |     |   |  |  |   |   |     |                 |  |  |        |     |                                     |  |  |   |   |     |                 |  |  |        |     |                                     |  |  |   |   |     |
| 23162         | 108                           | Schütz KLIBO 7,5 kW<br>24V/50-60Hz                      |                    |     |  |  |        |     |   |  |  |   |   |     |                                     |  |  |        |     |   |  |  |   |   |     |                                     |  |  |        |     |   |  |  |   |   |     |                                     |  |  |        |     |   |  |  |   |   |     |                                     |  |  |        |     |   |  |  |   |   |     |                                     |  |  |        |     |   |  |  |   |   |     |                 |  |  |        |     |                                     |  |  |   |   |     |                 |  |  |        |     |                                     |  |  |   |   |     |
|               | 108                           | 3S/1HS  |                    |     |   |   | 363880 | 120 | Schwimmerkasten-<br>Deckel-Oberteil                     |  |  |  |  | 120 | PP TV20 schwarz                     |  |  |        |     |   |  |  |   |   |     |                                     |  |  |        |     |   |  |  |   |   |     |                                     |  |  |        |     |   |  |  |   |   |     |                                     |  |  |        |     |   |  |  |   |   |     |                                     |  |  |        |     |   |  |  |   |   |     |                 |  |  |        |     |                                     |  |  |   |   |     |                 |  |  |        |     |                                     |  |  |   |   |     |
| 363880        | 120                           | Schwimmerkasten-<br>Deckel-Oberteil                     |                    |     |  |  |        |     |   |  |  |   |   |     |                                     |  |  |        |     |   |  |  |   |   |     |                                     |  |  |        |     |   |  |  |   |   |     |                                     |  |  |        |     |   |  |  |   |   |     |                                     |  |  |        |     |   |  |  |   |   |     |                                     |  |  |        |     |   |  |  |   |   |     |                 |  |  |        |     |                                     |  |  |   |   |     |                 |  |  |        |     |                                     |  |  |   |   |     |
|               | 120                           | PP TV20 schwarz   |                    |     |   |   |        |     |   |  |  |   |   |     |                                     |  |  |        |     |   |  |  |   |   |     |                                     |  |  |        |     |   |  |  |   |   |     |                                     |  |  |        |     |   |  |  |   |   |     |                                     |  |  |        |     |   |  |  |   |   |     |                                     |  |  |        |     |   |  |  |   |   |     |                 |  |  |        |     |                                     |  |  |   |   |     |                 |  |  |        |     |                                     |  |  |   |   |     |



















| Artikelnummer | Artikelgruppe<br>Rabattgruppe | Bezeichnung   | Verkaufs-<br>preis | VPE | QR-Code   | Bild  |       |     |                              |  |  |   |   |     |   |  |  |       |     |                              |  |  |   |   |     |   |  |  |       |     |                              |  |  |   |   |     |  |  |  |      |     |                 |  |  |   |   |     |  |  |  |      |     |                 |  |  |   |   |     |  |  |  |      |     |                 |  |  |   |   |     |  |  |  |      |     |                 |  |  |   |   |     |  |  |  |      |     |                 |  |  |   |   |     |
|---------------|-------------------------------|---|--------------------|-----|---|---|-------|-----|------------------------------|--|--|---|---|-----|---|--|--|-------|-----|------------------------------|--|--|---|---|-----|---|--|--|-------|-----|------------------------------|--|--|---|---|-----|--|--|--|------|-----|-----------------|--|--|---|---|-----|--|--|--|------|-----|-----------------|--|--|---|---|-----|--|--|--|------|-----|-----------------|--|--|---|---|-----|--|--|--|------|-----|-----------------|--|--|---|---|-----|--|--|--|------|-----|-----------------|--|--|---|---|-----|
| 363800        | 120                           | Schwimmerkasten-<br>Unterteil EHRLE                   |                    |     |    |    |       |     |                              |  |  |   |   |     |   |  |  |       |     |                              |  |  |   |   |     |   |  |  |       |     |                              |  |  |   |   |     |  |  |  |      |     |                 |  |  |   |   |     |  |  |  |      |     |                 |  |  |   |   |     |  |  |  |      |     |                 |  |  |   |   |     |  |  |  |      |     |                 |  |  |   |   |     |  |  |  |      |     |                 |  |  |   |   |     |
|               | 120                           | PP TV20 schwarz                                       |                    |     |   |   | 3676  | 410 | Sechskant-<br>Blechschaube C |  |  |    |    | 410 | DIN 7976 DIN-EN-ISO<br>1479 M4,8x13 Stahl<br>verzinkt |  |  | 3676  | 410 | Sechskant-<br>Blechschaube C |  |  |    |    | 410 | DIN 7976 DIN-EN-ISO<br>1479 M4,8x13 Stahl<br>verzinkt |  |  | 36761 | 410 | Sechskant-<br>Blechschaube C |  |  |   |   | 410 | DIN 7976 DIN-EN-ISO<br>1479 M4,8x13 Edelstahl        |  |  | 2713 | 410 | Sechskantmutter |  |  |  |  | 410 | DIN 934 DIN-EN-ISO<br>4032 M12 Stahl verzinkt<br>8.0 |  |  | 2760 | 410 | Sechskantmutter |  |  |  |  | 410 | DIN 934 DIN-EN-ISO<br>4032 M5 Stahl verzinkt         |  |  | 2713 | 410 | Sechskantmutter |  |  |  |  | 410 | DIN 934 DIN-EN-ISO<br>4032 M12 Stahl verzinkt<br>8.0 |  |  | 2713 | 410 | Sechskantmutter |  |  |  |  | 410 | DIN 934 DIN-EN-ISO<br>4032 M12 Stahl verzinkt<br>8.0 |  |  | 2709 | 410 | Sechskantmutter |  |  |  |  | 410 |
| 3676          | 410                           | Sechskant-<br>Blechschaube C                          |                    |     |    |    |       |     |                              |  |  |   |   |     |   |  |  |       |     |                              |  |  |   |   |     |   |  |  |       |     |                              |  |  |   |   |     |  |  |  |      |     |                 |  |  |   |   |     |  |  |  |      |     |                 |  |  |   |   |     |  |  |  |      |     |                 |  |  |   |   |     |  |  |  |      |     |                 |  |  |   |   |     |  |  |  |      |     |                 |  |  |   |   |     |
|               | 410                           | DIN 7976 DIN-EN-ISO<br>1479 M4,8x13 Stahl<br>verzinkt |                    |     |   |   | 3676  | 410 | Sechskant-<br>Blechschaube C |  |  |    |    | 410 | DIN 7976 DIN-EN-ISO<br>1479 M4,8x13 Stahl<br>verzinkt |  |  | 36761 | 410 | Sechskant-<br>Blechschaube C |  |  |   |   | 410 | DIN 7976 DIN-EN-ISO<br>1479 M4,8x13 Edelstahl         |  |  | 2713  | 410 | Sechskantmutter              |  |  |  |  | 410 | DIN 934 DIN-EN-ISO<br>4032 M12 Stahl verzinkt<br>8.0 |  |  | 2760 | 410 | Sechskantmutter |  |  |  |  | 410 | DIN 934 DIN-EN-ISO<br>4032 M5 Stahl verzinkt         |  |  | 2713 | 410 | Sechskantmutter |  |  |  |  | 410 | DIN 934 DIN-EN-ISO<br>4032 M12 Stahl verzinkt<br>8.0 |  |  | 2713 | 410 | Sechskantmutter |  |  |  |  | 410 | DIN 934 DIN-EN-ISO<br>4032 M12 Stahl verzinkt<br>8.0 |  |  | 2709 | 410 | Sechskantmutter |  |  |  |  | 410 | DIN 934 DIN-EN-ISO<br>4032 M6 Stahl verzinkt         |  |  |      |     |                 |  |  |   |   |     |
| 3676          | 410                           | Sechskant-<br>Blechschaube C                          |                    |     |    |    |       |     |                              |  |  |   |   |     |   |  |  |       |     |                              |  |  |   |   |     |   |  |  |       |     |                              |  |  |   |   |     |  |  |  |      |     |                 |  |  |   |   |     |  |  |  |      |     |                 |  |  |   |   |     |  |  |  |      |     |                 |  |  |   |   |     |  |  |  |      |     |                 |  |  |   |   |     |  |  |  |      |     |                 |  |  |   |   |     |
|               | 410                           | DIN 7976 DIN-EN-ISO<br>1479 M4,8x13 Stahl<br>verzinkt |                    |     |   |   | 36761 | 410 | Sechskant-<br>Blechschaube C |  |  |   |   | 410 | DIN 7976 DIN-EN-ISO<br>1479 M4,8x13 Edelstahl         |  |  | 2713  | 410 | Sechskantmutter              |  |  |  |  | 410 | DIN 934 DIN-EN-ISO<br>4032 M12 Stahl verzinkt<br>8.0  |  |  | 2760  | 410 | Sechskantmutter              |  |  |  |  | 410 | DIN 934 DIN-EN-ISO<br>4032 M5 Stahl verzinkt         |  |  | 2713 | 410 | Sechskantmutter |  |  |  |  | 410 | DIN 934 DIN-EN-ISO<br>4032 M12 Stahl verzinkt<br>8.0 |  |  | 2713 | 410 | Sechskantmutter |  |  |  |  | 410 | DIN 934 DIN-EN-ISO<br>4032 M12 Stahl verzinkt<br>8.0 |  |  | 2709 | 410 | Sechskantmutter |  |  |  |  | 410 | DIN 934 DIN-EN-ISO<br>4032 M6 Stahl verzinkt         |  |  |      |     |                 |  |  |   |   |     |  |  |  |      |     |                 |  |  |   |   |     |
| 36761         | 410                           | Sechskant-<br>Blechschaube C                          |                    |     |   |   |       |     |                              |  |  |   |   |     |   |  |  |       |     |                              |  |  |   |   |     |   |  |  |       |     |                              |  |  |   |   |     |  |  |  |      |     |                 |  |  |   |   |     |  |  |  |      |     |                 |  |  |   |   |     |  |  |  |      |     |                 |  |  |   |   |     |  |  |  |      |     |                 |  |  |   |   |     |  |  |  |      |     |                 |  |  |   |   |     |
|               | 410                           | DIN 7976 DIN-EN-ISO<br>1479 M4,8x13 Edelstahl         |                    |     |   |   | 2713  | 410 | Sechskantmutter              |  |  |  |  | 410 | DIN 934 DIN-EN-ISO<br>4032 M12 Stahl verzinkt<br>8.0  |  |  | 2760  | 410 | Sechskantmutter              |  |  |  |  | 410 | DIN 934 DIN-EN-ISO<br>4032 M5 Stahl verzinkt          |  |  | 2713  | 410 | Sechskantmutter              |  |  |  |  | 410 | DIN 934 DIN-EN-ISO<br>4032 M12 Stahl verzinkt<br>8.0 |  |  | 2713 | 410 | Sechskantmutter |  |  |  |  | 410 | DIN 934 DIN-EN-ISO<br>4032 M12 Stahl verzinkt<br>8.0 |  |  | 2709 | 410 | Sechskantmutter |  |  |  |  | 410 | DIN 934 DIN-EN-ISO<br>4032 M6 Stahl verzinkt         |  |  |      |     |                 |  |  |   |   |     |  |  |  |      |     |                 |  |  |   |   |     |  |  |  |      |     |                 |  |  |   |   |     |
| 2713          | 410                           | Sechskantmutter                                       |                    |     |  |  |       |     |                              |  |  |   |   |     |   |  |  |       |     |                              |  |  |   |   |     |   |  |  |       |     |                              |  |  |   |   |     |  |  |  |      |     |                 |  |  |   |   |     |  |  |  |      |     |                 |  |  |   |   |     |  |  |  |      |     |                 |  |  |   |   |     |  |  |  |      |     |                 |  |  |   |   |     |  |  |  |      |     |                 |  |  |   |   |     |
|               | 410                           | DIN 934 DIN-EN-ISO<br>4032 M12 Stahl verzinkt<br>8.0  |                    |     |   |   | 2760  | 410 | Sechskantmutter              |  |  |  |  | 410 | DIN 934 DIN-EN-ISO<br>4032 M5 Stahl verzinkt          |  |  | 2713  | 410 | Sechskantmutter              |  |  |  |  | 410 | DIN 934 DIN-EN-ISO<br>4032 M12 Stahl verzinkt<br>8.0  |  |  | 2713  | 410 | Sechskantmutter              |  |  |  |  | 410 | DIN 934 DIN-EN-ISO<br>4032 M12 Stahl verzinkt<br>8.0 |  |  | 2709 | 410 | Sechskantmutter |  |  |  |  | 410 | DIN 934 DIN-EN-ISO<br>4032 M6 Stahl verzinkt         |  |  |      |     |                 |  |  |   |   |     |  |  |  |      |     |                 |  |  |   |   |     |  |  |  |      |     |                 |  |  |   |   |     |  |  |  |      |     |                 |  |  |   |   |     |
| 2760          | 410                           | Sechskantmutter                                       |                    |     |  |  |       |     |                              |  |  |   |   |     |   |  |  |       |     |                              |  |  |   |   |     |   |  |  |       |     |                              |  |  |   |   |     |  |  |  |      |     |                 |  |  |   |   |     |  |  |  |      |     |                 |  |  |   |   |     |  |  |  |      |     |                 |  |  |   |   |     |  |  |  |      |     |                 |  |  |   |   |     |  |  |  |      |     |                 |  |  |   |   |     |
|               | 410                           | DIN 934 DIN-EN-ISO<br>4032 M5 Stahl verzinkt          |                    |     |   |   | 2713  | 410 | Sechskantmutter              |  |  |  |  | 410 | DIN 934 DIN-EN-ISO<br>4032 M12 Stahl verzinkt<br>8.0  |  |  | 2713  | 410 | Sechskantmutter              |  |  |  |  | 410 | DIN 934 DIN-EN-ISO<br>4032 M12 Stahl verzinkt<br>8.0  |  |  | 2709  | 410 | Sechskantmutter              |  |  |  |  | 410 | DIN 934 DIN-EN-ISO<br>4032 M6 Stahl verzinkt         |  |  |      |     |                 |  |  |   |   |     |  |  |  |      |     |                 |  |  |   |   |     |  |  |  |      |     |                 |  |  |   |   |     |  |  |  |      |     |                 |  |  |   |   |     |  |  |  |      |     |                 |  |  |   |   |     |
| 2713          | 410                           | Sechskantmutter                                       |                    |     |  |  |       |     |                              |  |  |   |   |     |   |  |  |       |     |                              |  |  |   |   |     |   |  |  |       |     |                              |  |  |   |   |     |  |  |  |      |     |                 |  |  |   |   |     |  |  |  |      |     |                 |  |  |   |   |     |  |  |  |      |     |                 |  |  |   |   |     |  |  |  |      |     |                 |  |  |   |   |     |  |  |  |      |     |                 |  |  |   |   |     |
|               | 410                           | DIN 934 DIN-EN-ISO<br>4032 M12 Stahl verzinkt<br>8.0  |                    |     |   |   | 2713  | 410 | Sechskantmutter              |  |  |  |  | 410 | DIN 934 DIN-EN-ISO<br>4032 M12 Stahl verzinkt<br>8.0  |  |  | 2709  | 410 | Sechskantmutter              |  |  |  |  | 410 | DIN 934 DIN-EN-ISO<br>4032 M6 Stahl verzinkt          |  |  |       |     |                              |  |  |   |   |     |  |  |  |      |     |                 |  |  |   |   |     |  |  |  |      |     |                 |  |  |   |   |     |  |  |  |      |     |                 |  |  |   |   |     |  |  |  |      |     |                 |  |  |   |   |     |  |  |  |      |     |                 |  |  |   |   |     |
| 2713          | 410                           | Sechskantmutter                                       |                    |     |  |  |       |     |                              |  |  |   |   |     |   |  |  |       |     |                              |  |  |   |   |     |   |  |  |       |     |                              |  |  |   |   |     |  |  |  |      |     |                 |  |  |   |   |     |  |  |  |      |     |                 |  |  |   |   |     |  |  |  |      |     |                 |  |  |   |   |     |  |  |  |      |     |                 |  |  |   |   |     |  |  |  |      |     |                 |  |  |   |   |     |
|               | 410                           | DIN 934 DIN-EN-ISO<br>4032 M12 Stahl verzinkt<br>8.0  |                    |     |   |   | 2709  | 410 | Sechskantmutter              |  |  |  |  | 410 | DIN 934 DIN-EN-ISO<br>4032 M6 Stahl verzinkt          |  |  |       |     |                              |  |  |   |   |     |   |  |  |       |     |                              |  |  |   |   |     |  |  |  |      |     |                 |  |  |   |   |     |  |  |  |      |     |                 |  |  |   |   |     |  |  |  |      |     |                 |  |  |   |   |     |  |  |  |      |     |                 |  |  |   |   |     |  |  |  |      |     |                 |  |  |   |   |     |
| 2709          | 410                           | Sechskantmutter                                       |                    |     |  |  |       |     |                              |  |  |   |   |     |   |  |  |       |     |                              |  |  |   |   |     |   |  |  |       |     |                              |  |  |   |   |     |  |  |  |      |     |                 |  |  |   |   |     |  |  |  |      |     |                 |  |  |   |   |     |  |  |  |      |     |                 |  |  |   |   |     |  |  |  |      |     |                 |  |  |   |   |     |  |  |  |      |     |                 |  |  |   |   |     |
|               | 410                           | DIN 934 DIN-EN-ISO<br>4032 M6 Stahl verzinkt          |                    |     |   |   |       |     |                              |  |  |   |   |     |   |  |  |       |     |                              |  |  |   |   |     |   |  |  |       |     |                              |  |  |   |   |     |  |  |  |      |     |                 |  |  |   |   |     |  |  |  |      |     |                 |  |  |   |   |     |  |  |  |      |     |                 |  |  |   |   |     |  |  |  |      |     |                 |  |  |   |   |     |  |  |  |      |     |                 |  |  |   |   |     |

| Artikelnummer | Artikelgruppe<br>Rabattgruppe | Bezeichnung  | Verkaufs-<br>preis | VPE | QR-Code   | Bild  |
|---------------|-------------------------------|--|--------------------|-----|---|---|
| 2709          | 410<br>410                    | Sechskantmutter<br>DIN 934 DIN-EN-ISO<br>4032 M6 Stahl verzinkt  |                    |     |    |    |
| 2712          | 410<br>410                    | Sechskantmutter<br>DIN 934 DIN-EN-ISO<br>4032 M8 Stahl verzinkt  |                    |     |    |    |
| 2709          | 410<br>410                    | Sechskantmutter<br>DIN 934 DIN-EN-ISO<br>4032 M6 Stahl verzinkt  |                    |     |    |    |
| 2712          | 410<br>410                    | Sechskantmutter<br>DIN 934 DIN-EN-ISO<br>4032 M8 Stahl verzinkt  |                    |     |   |   |
| 2709          | 410<br>410                    | Sechskantmutter<br>DIN 934 DIN-EN-ISO<br>4032 M6 Stahl verzinkt  |                    |     |  |  |
| 386308        | 410<br>410                    | Sechskantmutter mit<br>Flansch und<br>Sperrverzahnung<br>ähnlich DIN 6923 DIN-<br>EN 1661 M8 Edelstahl |                    |     |  |  |
| 2195          | 410<br>410                    | Sechskantrohmutter mit<br>Rohrgewinde<br>DIN 431 1/8"<br>SW17x6mm Stahl<br>verzinkt                    |                    |     |  |  |
| 386207        | 410<br>410                    | Sechskantschraube mit<br>Flansch und<br>Sperrverzahnung<br>ähnlich DIN 6921 M6x10<br>Edelstahl         |                    |     |  |  |
| 386218        | 410<br>410                    | Sechskantschraube mit<br>Flansch und<br>Sperrverzahnung<br>ähnlich DIN 6921 M8x30<br>Edelstahl         |                    |     |  |  |

| Artikelnummer | Artikelgruppe<br>Rabattgruppe | Bezeichnung   | Verkaufs-<br>preis | VPE | QR-Code   | Bild  |        |     |   |  |  |   |   |     |   |  |  |        |     |   |  |  |   |   |     |   |  |  |        |     |   |  |  |   |   |     |   |  |  |        |     |   |  |  |   |   |     |   |  |  |        |     |   |  |  |   |   |     |   |  |  |        |     |   |  |  |   |   |     |  |  |  |        |     |   |  |  |   |   |     |   |  |  |      |     |   |  |  |   |   |     |
|---------------|-------------------------------|---|--------------------|-----|---|---|--------|-----|---|--|--|---|---|-----|---|--|--|--------|-----|---|--|--|---|---|-----|---|--|--|--------|-----|---|--|--|---|---|-----|---|--|--|--------|-----|---|--|--|---|---|-----|---|--|--|--------|-----|---|--|--|---|---|-----|---|--|--|--------|-----|---|--|--|---|---|-----|--|--|--|--------|-----|---|--|--|---|---|-----|---|--|--|------|-----|---|--|--|---|---|-----|
| 386206        | 410                           | Sechskantschraube mit<br>Flansch und<br>Sperrverzahnung |                    |     |    |    |        |     |   |  |  |   |   |     |   |  |  |        |     |   |  |  |   |   |     |   |  |  |        |     |   |  |  |   |   |     |   |  |  |        |     |   |  |  |   |   |     |   |  |  |        |     |   |  |  |   |   |     |   |  |  |        |     |   |  |  |   |   |     |  |  |  |        |     |   |  |  |   |   |     |   |  |  |      |     |   |  |  |   |   |     |
|               | 410                           | ähnlich DIN 6921 M5x16<br>Edelstahl                     |                    |     |   |   | 386209 | 410 | Sechskantschraube mit<br>Flansch und<br>Sperrverzahnung |  |  |    |    | 410 | ähnlich DIN 6921 M6x16<br>Edelstahl                 |  |  | 38505  | 410 | Sechskantschraube mit<br>Gewinde bis Kopf       |  |  |    |    | 410 | DIN 933 DIN-EN-ISO<br>4017 M8x110 Edelstahl         |  |  | 27061  | 410 | Sechskantschraube mit<br>Gewinde bis Kopf       |  |  |   |   | 410 | DIN 933 DIN-EN-ISO<br>4017 M8x16 Stahl<br>schwarz   |  |  | 3851   | 410 | Sechskantschraube mit<br>Gewinde bis Kopf       |  |  |  |  | 410 | DIN 933 DIN-EN-ISO<br>4017 M8x65 Stahl<br>verzinkt  |  |  | 3854   | 410 | Sechskantschraube mit<br>Gewinde bis Kopf       |  |  |  |  | 410 | DIN 933 DIN-EN-ISO<br>4017 M12x75 Stahl<br>verzinkt |  |  | 2339   | 410 | Sechskantschraube mit<br>Gewinde bis Kopf 8.8   |  |  |  |  | 410 | DIN 933 DIN-EN-ISO<br>4017 M6x40 Stahl<br>verzinkt |  |  | 576701 | 410 | Sechskantsicherungsmu<br>tter mit Kunststoffing |  |  |  |  | 410 | DIN 985 DIN-EN-ISO<br>10511 M3 Edelstahl      |  |  | 3550 | 410 | Sechskantsicherungsmu<br>tter mit Kunststoffing |  |  |  |  | 410 |
| 386209        | 410                           | Sechskantschraube mit<br>Flansch und<br>Sperrverzahnung |                    |     |    |    |        |     |   |  |  |   |   |     |   |  |  |        |     |   |  |  |   |   |     |   |  |  |        |     |   |  |  |   |   |     |   |  |  |        |     |   |  |  |   |   |     |   |  |  |        |     |   |  |  |   |   |     |   |  |  |        |     |   |  |  |   |   |     |  |  |  |        |     |   |  |  |   |   |     |   |  |  |      |     |   |  |  |   |   |     |
|               | 410                           | ähnlich DIN 6921 M6x16<br>Edelstahl                     |                    |     |   |   | 38505  | 410 | Sechskantschraube mit<br>Gewinde bis Kopf               |  |  |    |    | 410 | DIN 933 DIN-EN-ISO<br>4017 M8x110 Edelstahl         |  |  | 27061  | 410 | Sechskantschraube mit<br>Gewinde bis Kopf       |  |  |   |   | 410 | DIN 933 DIN-EN-ISO<br>4017 M8x16 Stahl<br>schwarz   |  |  | 3851   | 410 | Sechskantschraube mit<br>Gewinde bis Kopf       |  |  |  |  | 410 | DIN 933 DIN-EN-ISO<br>4017 M8x65 Stahl<br>verzinkt  |  |  | 3854   | 410 | Sechskantschraube mit<br>Gewinde bis Kopf       |  |  |  |  | 410 | DIN 933 DIN-EN-ISO<br>4017 M12x75 Stahl<br>verzinkt |  |  | 2339   | 410 | Sechskantschraube mit<br>Gewinde bis Kopf 8.8   |  |  |  |  | 410 | DIN 933 DIN-EN-ISO<br>4017 M6x40 Stahl<br>verzinkt  |  |  | 576701 | 410 | Sechskantsicherungsmu<br>tter mit Kunststoffing |  |  |  |  | 410 | DIN 985 DIN-EN-ISO<br>10511 M3 Edelstahl           |  |  | 3550   | 410 | Sechskantsicherungsmu<br>tter mit Kunststoffing |  |  |  |  | 410 | DIN 985 DIN-EN-ISO<br>10511 M4 Stahl verzinkt |  |  |      |     |   |  |  |   |   |     |
| 38505         | 410                           | Sechskantschraube mit<br>Gewinde bis Kopf               |                    |     |    |    |        |     |   |  |  |   |   |     |   |  |  |        |     |   |  |  |   |   |     |   |  |  |        |     |   |  |  |   |   |     |   |  |  |        |     |   |  |  |   |   |     |   |  |  |        |     |   |  |  |   |   |     |   |  |  |        |     |   |  |  |   |   |     |  |  |  |        |     |   |  |  |   |   |     |   |  |  |      |     |   |  |  |   |   |     |
|               | 410                           | DIN 933 DIN-EN-ISO<br>4017 M8x110 Edelstahl             |                    |     |   |   | 27061  | 410 | Sechskantschraube mit<br>Gewinde bis Kopf               |  |  |   |   | 410 | DIN 933 DIN-EN-ISO<br>4017 M8x16 Stahl<br>schwarz   |  |  | 3851   | 410 | Sechskantschraube mit<br>Gewinde bis Kopf       |  |  |  |  | 410 | DIN 933 DIN-EN-ISO<br>4017 M8x65 Stahl<br>verzinkt  |  |  | 3854   | 410 | Sechskantschraube mit<br>Gewinde bis Kopf       |  |  |  |  | 410 | DIN 933 DIN-EN-ISO<br>4017 M12x75 Stahl<br>verzinkt |  |  | 2339   | 410 | Sechskantschraube mit<br>Gewinde bis Kopf 8.8   |  |  |  |  | 410 | DIN 933 DIN-EN-ISO<br>4017 M6x40 Stahl<br>verzinkt  |  |  | 576701 | 410 | Sechskantsicherungsmu<br>tter mit Kunststoffing |  |  |  |  | 410 | DIN 985 DIN-EN-ISO<br>10511 M3 Edelstahl            |  |  | 3550   | 410 | Sechskantsicherungsmu<br>tter mit Kunststoffing |  |  |  |  | 410 | DIN 985 DIN-EN-ISO<br>10511 M4 Stahl verzinkt      |  |  |        |     |   |  |  |   |   |     |   |  |  |      |     |   |  |  |   |   |     |
| 27061         | 410                           | Sechskantschraube mit<br>Gewinde bis Kopf               |                    |     |   |   |        |     |   |  |  |   |   |     |   |  |  |        |     |   |  |  |   |   |     |   |  |  |        |     |   |  |  |   |   |     |   |  |  |        |     |   |  |  |   |   |     |   |  |  |        |     |   |  |  |   |   |     |   |  |  |        |     |   |  |  |   |   |     |  |  |  |        |     |   |  |  |   |   |     |   |  |  |      |     |   |  |  |   |   |     |
|               | 410                           | DIN 933 DIN-EN-ISO<br>4017 M8x16 Stahl<br>schwarz       |                    |     |   |   | 3851   | 410 | Sechskantschraube mit<br>Gewinde bis Kopf               |  |  |  |  | 410 | DIN 933 DIN-EN-ISO<br>4017 M8x65 Stahl<br>verzinkt  |  |  | 3854   | 410 | Sechskantschraube mit<br>Gewinde bis Kopf       |  |  |  |  | 410 | DIN 933 DIN-EN-ISO<br>4017 M12x75 Stahl<br>verzinkt |  |  | 2339   | 410 | Sechskantschraube mit<br>Gewinde bis Kopf 8.8   |  |  |  |  | 410 | DIN 933 DIN-EN-ISO<br>4017 M6x40 Stahl<br>verzinkt  |  |  | 576701 | 410 | Sechskantsicherungsmu<br>tter mit Kunststoffing |  |  |  |  | 410 | DIN 985 DIN-EN-ISO<br>10511 M3 Edelstahl            |  |  | 3550   | 410 | Sechskantsicherungsmu<br>tter mit Kunststoffing |  |  |  |  | 410 | DIN 985 DIN-EN-ISO<br>10511 M4 Stahl verzinkt       |  |  |        |     |   |  |  |   |   |     |  |  |  |        |     |   |  |  |   |   |     |   |  |  |      |     |   |  |  |   |   |     |
| 3851          | 410                           | Sechskantschraube mit<br>Gewinde bis Kopf               |                    |     |  |  |        |     |   |  |  |   |   |     |   |  |  |        |     |   |  |  |   |   |     |   |  |  |        |     |   |  |  |   |   |     |   |  |  |        |     |   |  |  |   |   |     |   |  |  |        |     |   |  |  |   |   |     |   |  |  |        |     |   |  |  |   |   |     |  |  |  |        |     |   |  |  |   |   |     |   |  |  |      |     |   |  |  |   |   |     |
|               | 410                           | DIN 933 DIN-EN-ISO<br>4017 M8x65 Stahl<br>verzinkt      |                    |     |   |   | 3854   | 410 | Sechskantschraube mit<br>Gewinde bis Kopf               |  |  |  |  | 410 | DIN 933 DIN-EN-ISO<br>4017 M12x75 Stahl<br>verzinkt |  |  | 2339   | 410 | Sechskantschraube mit<br>Gewinde bis Kopf 8.8   |  |  |  |  | 410 | DIN 933 DIN-EN-ISO<br>4017 M6x40 Stahl<br>verzinkt  |  |  | 576701 | 410 | Sechskantsicherungsmu<br>tter mit Kunststoffing |  |  |  |  | 410 | DIN 985 DIN-EN-ISO<br>10511 M3 Edelstahl            |  |  | 3550   | 410 | Sechskantsicherungsmu<br>tter mit Kunststoffing |  |  |  |  | 410 | DIN 985 DIN-EN-ISO<br>10511 M4 Stahl verzinkt       |  |  |        |     |   |  |  |   |   |     |   |  |  |        |     |   |  |  |   |   |     |  |  |  |        |     |   |  |  |   |   |     |   |  |  |      |     |   |  |  |   |   |     |
| 3854          | 410                           | Sechskantschraube mit<br>Gewinde bis Kopf               |                    |     |  |  |        |     |   |  |  |   |   |     |   |  |  |        |     |   |  |  |   |   |     |   |  |  |        |     |   |  |  |   |   |     |   |  |  |        |     |   |  |  |   |   |     |   |  |  |        |     |   |  |  |   |   |     |   |  |  |        |     |   |  |  |   |   |     |  |  |  |        |     |   |  |  |   |   |     |   |  |  |      |     |   |  |  |   |   |     |
|               | 410                           | DIN 933 DIN-EN-ISO<br>4017 M12x75 Stahl<br>verzinkt     |                    |     |   |   | 2339   | 410 | Sechskantschraube mit<br>Gewinde bis Kopf 8.8           |  |  |  |  | 410 | DIN 933 DIN-EN-ISO<br>4017 M6x40 Stahl<br>verzinkt  |  |  | 576701 | 410 | Sechskantsicherungsmu<br>tter mit Kunststoffing |  |  |  |  | 410 | DIN 985 DIN-EN-ISO<br>10511 M3 Edelstahl            |  |  | 3550   | 410 | Sechskantsicherungsmu<br>tter mit Kunststoffing |  |  |  |  | 410 | DIN 985 DIN-EN-ISO<br>10511 M4 Stahl verzinkt       |  |  |        |     |   |  |  |   |   |     |   |  |  |        |     |   |  |  |   |   |     |   |  |  |        |     |   |  |  |   |   |     |  |  |  |        |     |   |  |  |   |   |     |   |  |  |      |     |   |  |  |   |   |     |
| 2339          | 410                           | Sechskantschraube mit<br>Gewinde bis Kopf 8.8           |                    |     |  |  |        |     |   |  |  |   |   |     |   |  |  |        |     |   |  |  |   |   |     |   |  |  |        |     |   |  |  |   |   |     |   |  |  |        |     |   |  |  |   |   |     |   |  |  |        |     |   |  |  |   |   |     |   |  |  |        |     |   |  |  |   |   |     |  |  |  |        |     |   |  |  |   |   |     |   |  |  |      |     |   |  |  |   |   |     |
|               | 410                           | DIN 933 DIN-EN-ISO<br>4017 M6x40 Stahl<br>verzinkt      |                    |     |   |   | 576701 | 410 | Sechskantsicherungsmu<br>tter mit Kunststoffing         |  |  |  |  | 410 | DIN 985 DIN-EN-ISO<br>10511 M3 Edelstahl            |  |  | 3550   | 410 | Sechskantsicherungsmu<br>tter mit Kunststoffing |  |  |  |  | 410 | DIN 985 DIN-EN-ISO<br>10511 M4 Stahl verzinkt       |  |  |        |     |   |  |  |   |   |     |   |  |  |        |     |   |  |  |   |   |     |   |  |  |        |     |   |  |  |   |   |     |   |  |  |        |     |   |  |  |   |   |     |  |  |  |        |     |   |  |  |   |   |     |   |  |  |      |     |   |  |  |   |   |     |
| 576701        | 410                           | Sechskantsicherungsmu<br>tter mit Kunststoffing         |                    |     |  |  |        |     |   |  |  |   |   |     |   |  |  |        |     |   |  |  |   |   |     |   |  |  |        |     |   |  |  |   |   |     |   |  |  |        |     |   |  |  |   |   |     |   |  |  |        |     |   |  |  |   |   |     |   |  |  |        |     |   |  |  |   |   |     |  |  |  |        |     |   |  |  |   |   |     |   |  |  |      |     |   |  |  |   |   |     |
|               | 410                           | DIN 985 DIN-EN-ISO<br>10511 M3 Edelstahl                |                    |     |   |   | 3550   | 410 | Sechskantsicherungsmu<br>tter mit Kunststoffing         |  |  |  |  | 410 | DIN 985 DIN-EN-ISO<br>10511 M4 Stahl verzinkt       |  |  |        |     |   |  |  |   |   |     |   |  |  |        |     |   |  |  |   |   |     |   |  |  |        |     |   |  |  |   |   |     |   |  |  |        |     |   |  |  |   |   |     |   |  |  |        |     |   |  |  |   |   |     |  |  |  |        |     |   |  |  |   |   |     |   |  |  |      |     |   |  |  |   |   |     |
| 3550          | 410                           | Sechskantsicherungsmu<br>tter mit Kunststoffing         |                    |     |  |  |        |     |   |  |  |   |   |     |   |  |  |        |     |   |  |  |   |   |     |   |  |  |        |     |   |  |  |   |   |     |   |  |  |        |     |   |  |  |   |   |     |   |  |  |        |     |   |  |  |   |   |     |   |  |  |        |     |   |  |  |   |   |     |  |  |  |        |     |   |  |  |   |   |     |   |  |  |      |     |   |  |  |   |   |     |
|               | 410                           | DIN 985 DIN-EN-ISO<br>10511 M4 Stahl verzinkt           |                    |     |   |   |        |     |   |  |  |   |   |     |   |  |  |        |     |   |  |  |   |   |     |   |  |  |        |     |   |  |  |   |   |     |   |  |  |        |     |   |  |  |   |   |     |   |  |  |        |     |   |  |  |   |   |     |   |  |  |        |     |   |  |  |   |   |     |  |  |  |        |     |   |  |  |   |   |     |   |  |  |      |     |   |  |  |   |   |     |







| Artikelnummer | Artikelgruppe<br>Rabattgruppe | Bezeichnung                                       | Verkaufs-<br>preis | VPE | QR-Code   | Bild  |
|---------------|-------------------------------|---|--------------------|-----|---|---|
| 3550          | 410                           | Sechskantsicherungsmu-<br>tter mit Kunststoffring |                    |     |    |    |
|               | 410                           | DIN 985 DIN-EN-ISO<br>10511 M4 Stahl verzinkt     |                    |     |   |   |
| 59871         | 410                           | Senkkopfschraube mit<br>Innensechsrund            |                    |     |    |    |
|               | 410                           | ähnlich KN 6039 STS<br>plus M4x10 Edelstahl       |                    |     |   |   |
| 59871         | 410                           | Senkkopfschraube mit<br>Innensechsrund            |                    |     |    |    |
|               | 410                           | ähnlich KN 6039 STS<br>plus M4x10 Edelstahl       |                    |     |   |   |
| 5740          | 151                           | Sicherheitsventil<br>Messing MG2000               |                    |     |   |   |
|               | 151                           | 1/4"AG/1/4"IG 220bar<br>24l/min 90°C              |                    |     |   |   |
| 3723          | 106                           | Sicherung 250V 2A<br>träge                        |                    |     |  |  |
|               | 106                           | 5x20mm  |                    |     |   |   |
| 38331         | 106                           | Sicherungsklemmen ZSI<br>2,5                      |                    |     |  |  |
|               | 106                           |   |                    |     |   |   |
| 586802        | 134                           | Stahldrahtseil verzinkt<br>Ø1mm, 65cm lang        |                    |     |  |  |
|               | 134                           | für Haubensicherung                               |                    |     |   |   |
| 205201        | 134                           | Sterngriffmutter<br>schwarz/rot PA6               |                    |     |  |  |
|               | 134                           | mit Gewindeinsatz<br>verzinkt                     |                    |     |   |   |
| 35092         | 103                           | Steuerung Etronic 2 24<br>VAC                     |                    |     |  |  |
|               | 103                           |   |                    |     |   |   |

| Artikelnummer | Artikelgruppe<br>Rabattgruppe | Bezeichnung  | Verkaufs-<br>preis | VPE | QR-Code   | Bild  |
|---------------|-------------------------------|--|--------------------|-----|---|---|
| 900044        | 132                           | Strahlrohr Edelstahl<br>900mm 15° abgewinkelt            |                    |     |    |    |
|               | 132                           | Nippel KEW<br>Schnellkupplung,<br>Düsenschutz rot 1/4"IG |                    |     |   |   |
| 900186        | 132                           | Strahlrohr Edelstahl<br>900mm 15° abgewinkelt<br>1/4"AG  |                    |     |    |    |
|               | 132                           | Nippel KEW, Rotordüse<br>S04 1/4"IG<br>200bar@14l/min    |                    |     |   |   |
| 3305          | 132                           | Strahlrohr Edelstahl<br>900mm 15° abgewinkelt<br>R1/4"AG |                    |     |    |    |
|               | 132                           | Nippel KEW<br>Schnellkupplung                            |                    |     |   |   |
| 900043        | 132                           | Strahlrohr VA 900mm<br>15° abgewinkelt, Nippel<br>KEW    |                    |     |   |   |
|               | 132                           | Düsenschutz rot 1/4"IG,<br>Düse 25040 1/4"AG VA          |                    |     |   |   |
| 2224          | 014                           | Strömungswächter ST5<br>mit Reedkontakt                  |                    |     |  |  |
|               | 014                           | 3/8"IG 250VAC 1A<br>Bohrung 3,5mm, Kabel<br>1,2m         |                    |     |   |   |
| 204901        | 012                           | Tank Brennstoff 24l V2-<br>09 schwarz                    |                    |     |  |  |
|               | 012                           |  |                    |     |   |   |
| 205001        | 012                           | Tank Chemie 19l V1-32<br>schwarz                         |                    |     |  |  |
|               | 012                           |  |                    |     |   |   |
| 2030          | 120                           | Tankdeckel EVO411 PE<br>S8-02                            |                    |     |  |  |
|               | 120                           | PVC glänzend rot mit<br>Dichtung                         |                    |     |   |   |
| 2252          | 120                           | Thermostat Abdeckung                                     |                    |     |  |  |
|               | 120                           | PP TV10 schwarz n. Zg.<br>CAD-Nr. E595-31                |                    |     |   |   |

| Artikelnummer | Artikelgruppe<br>Rabattgruppe | Bezeichnung                                    | Verkaufs-<br>preis | VPE | QR-Code   | Bild  |        |     |   |  |  |   |   |     |  |  |  |        |     |   |  |  |   |   |     |                           |  |  |        |     |   |  |  |   |   |     |                           |  |  |        |     |  |  |  |   |   |     |                           |  |  |        |     |                                       |  |  |   |   |     |                  |  |  |        |     |                                      |  |  |   |   |     |                  |  |  |        |     |                                  |  |  |   |   |     |  |  |  |        |     |                               |  |  |   |   |     |
|---------------|-------------------------------|--|--------------------|-----|---|---|--------|-----|---|--|--|---|---|-----|--|--|--|--------|-----|---|--|--|---|---|-----|---------------------------|--|--|--------|-----|---|--|--|---|---|-----|---------------------------|--|--|--------|-----|--|--|--|---|---|-----|---------------------------|--|--|--------|-----|---------------------------------------|--|--|---|---|-----|------------------|--|--|--------|-----|--------------------------------------|--|--|---|---|-----|------------------|--|--|--------|-----|----------------------------------|--|--|---|---|-----|--|--|--|--------|-----|-------------------------------|--|--|---|---|-----|
| 20122         | 106                           | Thermostat regelbar 20-160°C                   |                    |     |    |    |        |     |   |  |  |   |   |     |  |  |  |        |     |   |  |  |   |   |     |                           |  |  |        |     |   |  |  |   |   |     |                           |  |  |        |     |  |  |  |   |   |     |                           |  |  |        |     |                                       |  |  |   |   |     |                  |  |  |        |     |                                      |  |  |   |   |     |                  |  |  |        |     |                                  |  |  |   |   |     |  |  |  |        |     |                               |  |  |   |   |     |
|               | 106                           | 716R-2077/160°C                                |                    |     |   |   | 232001 | 106 | Transformator Prim. 230V AC                   |  |  |    |    | 106 | Sek. 24V AC, 1,25A/30VA HD<br>Kabellänge 30 cm |  |  | 2151   | 184 | Tülle Kabeldurchführung für Zündkabel         |  |  |    |    | 184 | Typ DA 80/100/20          |  |  | 5334   | 404 | Überwurfmutter Messing -vernickelt DN20 R3/4" |  |  |   |   | 404 |                           |  |  | 281301 | 110 | Verteilerblock für Heizschlangen-Eingang |  |  |  |  | 110 | HD623,640,823,940, HSC823 |  |  | 576401 | 110 | Verteilerblock für Thermostat Emerson |  |  |  |  | 110 |                  |  |  | 3877   | 110 | Verteilerblock Heizschlangen Eingang |  |  |  |  | 110 | Strömungswächter |  |  | 2644   | 110 | Wasseranschluss R3/4"AG/R3/4" AG |  |  |  |  | 110 |  |  |  | 264405 | 134 | WassereingangsfILTER G3/4" IG |  |  |  |  | 134 |
| 232001        | 106                           | Transformator Prim. 230V AC                    |                    |     |    |    |        |     |   |  |  |   |   |     |  |  |  |        |     |   |  |  |   |   |     |                           |  |  |        |     |   |  |  |   |   |     |                           |  |  |        |     |  |  |  |   |   |     |                           |  |  |        |     |                                       |  |  |   |   |     |                  |  |  |        |     |                                      |  |  |   |   |     |                  |  |  |        |     |                                  |  |  |   |   |     |  |  |  |        |     |                               |  |  |   |   |     |
|               | 106                           | Sek. 24V AC, 1,25A/30VA HD<br>Kabellänge 30 cm |                    |     |   |   | 2151   | 184 | Tülle Kabeldurchführung für Zündkabel         |  |  |    |    | 184 | Typ DA 80/100/20                               |  |  | 5334   | 404 | Überwurfmutter Messing -vernickelt DN20 R3/4" |  |  |   |   | 404 |                           |  |  | 281301 | 110 | Verteilerblock für Heizschlangen-Eingang      |  |  |  |  | 110 | HD623,640,823,940, HSC823 |  |  | 576401 | 110 | Verteilerblock für Thermostat Emerson    |  |  |  |  | 110 |                           |  |  | 3877   | 110 | Verteilerblock Heizschlangen Eingang  |  |  |  |  | 110 | Strömungswächter |  |  | 2644   | 110 | Wasseranschluss R3/4"AG/R3/4" AG     |  |  |  |  | 110 |                  |  |  | 264405 | 134 | WassereingangsfILTER G3/4" IG    |  |  |  |  | 134 |  |  |  |        |     |                               |  |  |   |   |     |
| 2151          | 184                           | Tülle Kabeldurchführung für Zündkabel          |                    |     |    |    |        |     |   |  |  |   |   |     |  |  |  |        |     |   |  |  |   |   |     |                           |  |  |        |     |   |  |  |   |   |     |                           |  |  |        |     |  |  |  |   |   |     |                           |  |  |        |     |                                       |  |  |   |   |     |                  |  |  |        |     |                                      |  |  |   |   |     |                  |  |  |        |     |                                  |  |  |   |   |     |  |  |  |        |     |                               |  |  |   |   |     |
|               | 184                           | Typ DA 80/100/20                               |                    |     |   |   | 5334   | 404 | Überwurfmutter Messing -vernickelt DN20 R3/4" |  |  |   |   | 404 |  |  |  | 281301 | 110 | Verteilerblock für Heizschlangen-Eingang      |  |  |  |  | 110 | HD623,640,823,940, HSC823 |  |  | 576401 | 110 | Verteilerblock für Thermostat Emerson         |  |  |  |  | 110 |                           |  |  | 3877   | 110 | Verteilerblock Heizschlangen Eingang     |  |  |  |  | 110 | Strömungswächter          |  |  | 2644   | 110 | Wasseranschluss R3/4"AG/R3/4" AG      |  |  |  |  | 110 |                  |  |  | 264405 | 134 | WassereingangsfILTER G3/4" IG        |  |  |  |  | 134 |                  |  |  |        |     |                                  |  |  |   |   |     |  |  |  |        |     |                               |  |  |   |   |     |
| 5334          | 404                           | Überwurfmutter Messing -vernickelt DN20 R3/4"  |                    |     |   |   |        |     |   |  |  |   |   |     |  |  |  |        |     |   |  |  |   |   |     |                           |  |  |        |     |   |  |  |   |   |     |                           |  |  |        |     |  |  |  |   |   |     |                           |  |  |        |     |                                       |  |  |   |   |     |                  |  |  |        |     |                                      |  |  |   |   |     |                  |  |  |        |     |                                  |  |  |   |   |     |  |  |  |        |     |                               |  |  |   |   |     |
|               | 404                           |  |                    |     |   |   | 281301 | 110 | Verteilerblock für Heizschlangen-Eingang      |  |  |  |  | 110 | HD623,640,823,940, HSC823                      |  |  | 576401 | 110 | Verteilerblock für Thermostat Emerson         |  |  |  |  | 110 |                           |  |  | 3877   | 110 | Verteilerblock Heizschlangen Eingang          |  |  |  |  | 110 | Strömungswächter          |  |  | 2644   | 110 | Wasseranschluss R3/4"AG/R3/4" AG         |  |  |  |  | 110 |                           |  |  | 264405 | 134 | WassereingangsfILTER G3/4" IG         |  |  |  |  | 134 |                  |  |  |        |     |                                      |  |  |   |   |     |                  |  |  |        |     |                                  |  |  |   |   |     |  |  |  |        |     |                               |  |  |   |   |     |
| 281301        | 110                           | Verteilerblock für Heizschlangen-Eingang       |                    |     |  |  |        |     |   |  |  |   |   |     |  |  |  |        |     |   |  |  |   |   |     |                           |  |  |        |     |   |  |  |   |   |     |                           |  |  |        |     |  |  |  |   |   |     |                           |  |  |        |     |                                       |  |  |   |   |     |                  |  |  |        |     |                                      |  |  |   |   |     |                  |  |  |        |     |                                  |  |  |   |   |     |  |  |  |        |     |                               |  |  |   |   |     |
|               | 110                           | HD623,640,823,940, HSC823                      |                    |     |   |   | 576401 | 110 | Verteilerblock für Thermostat Emerson         |  |  |  |  | 110 |  |  |  | 3877   | 110 | Verteilerblock Heizschlangen Eingang          |  |  |  |  | 110 | Strömungswächter          |  |  | 2644   | 110 | Wasseranschluss R3/4"AG/R3/4" AG              |  |  |  |  | 110 |                           |  |  | 264405 | 134 | WassereingangsfILTER G3/4" IG            |  |  |  |  | 134 |                           |  |  |        |     |                                       |  |  |   |   |     |                  |  |  |        |     |                                      |  |  |   |   |     |                  |  |  |        |     |                                  |  |  |   |   |     |  |  |  |        |     |                               |  |  |   |   |     |
| 576401        | 110                           | Verteilerblock für Thermostat Emerson          |                    |     |  |  |        |     |   |  |  |   |   |     |  |  |  |        |     |   |  |  |   |   |     |                           |  |  |        |     |   |  |  |   |   |     |                           |  |  |        |     |  |  |  |   |   |     |                           |  |  |        |     |                                       |  |  |   |   |     |                  |  |  |        |     |                                      |  |  |   |   |     |                  |  |  |        |     |                                  |  |  |   |   |     |  |  |  |        |     |                               |  |  |   |   |     |
|               | 110                           |  |                    |     |   |   | 3877   | 110 | Verteilerblock Heizschlangen Eingang          |  |  |  |  | 110 | Strömungswächter                               |  |  | 2644   | 110 | Wasseranschluss R3/4"AG/R3/4" AG              |  |  |  |  | 110 |                           |  |  | 264405 | 134 | WassereingangsfILTER G3/4" IG                 |  |  |  |  | 134 |                           |  |  |        |     |  |  |  |   |   |     |                           |  |  |        |     |                                       |  |  |   |   |     |                  |  |  |        |     |                                      |  |  |   |   |     |                  |  |  |        |     |                                  |  |  |   |   |     |  |  |  |        |     |                               |  |  |   |   |     |
| 3877          | 110                           | Verteilerblock Heizschlangen Eingang           |                    |     |  |  |        |     |   |  |  |   |   |     |  |  |  |        |     |   |  |  |   |   |     |                           |  |  |        |     |   |  |  |   |   |     |                           |  |  |        |     |  |  |  |   |   |     |                           |  |  |        |     |                                       |  |  |   |   |     |                  |  |  |        |     |                                      |  |  |   |   |     |                  |  |  |        |     |                                  |  |  |   |   |     |  |  |  |        |     |                               |  |  |   |   |     |
|               | 110                           | Strömungswächter                               |                    |     |   |   | 2644   | 110 | Wasseranschluss R3/4"AG/R3/4" AG              |  |  |  |  | 110 |  |  |  | 264405 | 134 | WassereingangsfILTER G3/4" IG                 |  |  |  |  | 134 |                           |  |  |        |     |   |  |  |   |   |     |                           |  |  |        |     |  |  |  |   |   |     |                           |  |  |        |     |                                       |  |  |   |   |     |                  |  |  |        |     |                                      |  |  |   |   |     |                  |  |  |        |     |                                  |  |  |   |   |     |  |  |  |        |     |                               |  |  |   |   |     |
| 2644          | 110                           | Wasseranschluss R3/4"AG/R3/4" AG               |                    |     |  |  |        |     |   |  |  |   |   |     |  |  |  |        |     |   |  |  |   |   |     |                           |  |  |        |     |   |  |  |   |   |     |                           |  |  |        |     |  |  |  |   |   |     |                           |  |  |        |     |                                       |  |  |   |   |     |                  |  |  |        |     |                                      |  |  |   |   |     |                  |  |  |        |     |                                  |  |  |   |   |     |  |  |  |        |     |                               |  |  |   |   |     |
|               | 110                           |  |                    |     |   |   | 264405 | 134 | WassereingangsfILTER G3/4" IG                 |  |  |  |  | 134 |  |  |  |        |     |   |  |  |   |   |     |                           |  |  |        |     |   |  |  |   |   |     |                           |  |  |        |     |  |  |  |   |   |     |                           |  |  |        |     |                                       |  |  |   |   |     |                  |  |  |        |     |                                      |  |  |   |   |     |                  |  |  |        |     |                                  |  |  |   |   |     |  |  |  |        |     |                               |  |  |   |   |     |
| 264405        | 134                           | WassereingangsfILTER G3/4" IG                  |                    |     |  |  |        |     |   |  |  |   |   |     |  |  |  |        |     |   |  |  |   |   |     |                           |  |  |        |     |   |  |  |   |   |     |                           |  |  |        |     |  |  |  |   |   |     |                           |  |  |        |     |                                       |  |  |   |   |     |                  |  |  |        |     |                                      |  |  |   |   |     |                  |  |  |        |     |                                  |  |  |   |   |     |  |  |  |        |     |                               |  |  |   |   |     |
|               | 134                           |  |                    |     |   |   |        |     |   |  |  |   |   |     |  |  |  |        |     |   |  |  |   |   |     |                           |  |  |        |     |   |  |  |   |   |     |                           |  |  |        |     |  |  |  |   |   |     |                           |  |  |        |     |                                       |  |  |   |   |     |                  |  |  |        |     |                                      |  |  |   |   |     |                  |  |  |        |     |                                  |  |  |   |   |     |  |  |  |        |     |                               |  |  |   |   |     |

| Artikelnummer | Artikelgruppe<br>Rabattgruppe | Bezeichnung  | Verkaufs-<br>preis | VPE | QR-Code   | Bild  |
|---------------|-------------------------------|--|--------------------|-----|---|---|
| 25100         | 121<br>121                    | Winkelschraubverschraubung MS-VN konisch<br>6/4-1/4"AG                                 |                    |     |    |    |
| 2087          | 121<br>121                    | Winkelverschraubung mit Stutzen<br>evW 12 LV omD                                       |                    |     |    |    |
| 200302        | 114<br>114                    | Zündtransformator<br>230V/50Hz<br>mit Netzkabel 800mm                                  |                    |     |    |    |
| 3856          | 410<br>410                    | Zylinderschraube mit Innensechskant<br>DIN 912 DIN-EN-ISO<br>4762 M5x12 Stahl verzinkt |                    |     |   |   |
| 3879          | 410<br>410                    | Zylinderschraube mit Innensechskant<br>DIN 912 DIN-EN-ISO<br>4762 M5x16 Stahl verzinkt |                    |     |  |  |
| 5172          | 410<br>410                    | Zylinderschraube mit Innensechskant<br>DIN 912 DIN-EN-ISO<br>4762 M6x35 Stahl verzinkt |                    |     |  |  |
| 2973          | 410<br>410                    | Zylinderschraube mit Innensechskant<br>DIN 912 DIN-EN-ISO<br>4762 M4x50 Stahl verzinkt |                    |     |  |  |
| 3856          | 410<br>410                    | Zylinderschraube mit Innensechskant<br>DIN 912 DIN-EN-ISO<br>4762 M5x12 Stahl verzinkt |                    |     |  |  |
| 3549          | 410<br>410                    | Zylinderschraube mit Innensechskant<br>DIN912 DIN-EN-ISO<br>4762 M4x40 Stahl verzinkt  |                    |     |  |  |

| Artikelnummer | Artikelgruppe<br>Rabattgruppe | Bezeichnung  | Verkaufs-<br>preis | VPE | QR-Code   | Bild  |
|---------------|-------------------------------|--|--------------------|-----|---|---|
| 385701        | 410<br>410                    | Zylinderschraube mit<br>Innensechskant<br>DIN 912 DIN-EN-ISO<br>4762 M4x35 Edelstahl             |                    |     |  |  |
| 52742         | 410<br>410                    | Zylinderschraube mit<br>Innensechskant 8.8<br>DIN 912 DIN-EN-ISO<br>4762 M6x30 Stahl<br>verzinkt |                    |     |  |  |